



# **V6 (3.4L) & V8 (4.6L)**

## **FOURSTROKE OUTBOARDS**

*Serial Number: 2B529482 & Up*

### **ACCESSORIES & RIGGING GUIDE**



## CONTROLS & RIGGING

### REMOTE CONTROLS and THROTTLE & SHIFT CABLES

<b>Side Mount MRC</b>	Side Mount MRC (Silver), 15 or 20ft w/Trim and 14 Pin Connector	<b>8M0138640 &amp; 8M0138641</b>
<b>Panel Mount MRC - Black</b>	Black Panel Mount MRC w/Trim	<b>8M0011213</b>
<b>Panel Mount MRC - Chrome</b>	Chrome Panel Mount MRC w/Trim	<b>8M0030550</b>
<b>Panel Mount MRC - w/Lock Bar</b>	Panel Mount MRC w/Trim & Lock Bar	<b>883710A02</b>
<b>Single Console Mount MRC</b>	Single Console Mount MRC w/Trim	<b>8M0059686</b>
<b>Dual Console Mount MRC</b>	Dual Console Mount MRC w/Trim	<b>8M0075245</b>
<b>Platinum Plus Gen II T/S Cables</b>	Platinum Plus Gen II Throttle & Shift Cables, 3-40ft	<b>8M0082526 to 8M0082558</b>
<b>Panel Mount DTS ERC - Chrome</b>	Panel Mount Digital Throttle & Shift Electronic Remote Control - Chrome	<b>892984A01</b>
<b>Panel Mount DTS ERC - Black</b>	Panel Mount Digital Throttle & Shift Electronic Remote Control - Black	<b>892984A02</b>
<b>Single Console Mount DTS ERC</b>	Single Console Mount Digital Throttle & Shift Electronic Remote Control w/Trim	<b>8M0079291</b>
<b>Dual Console Mount DTS ERC</b>	Dual Console Mount Digital Throttle & Shift Electronic Remote Control w/Trim	<b>8M0096751</b>
<b>DTS Hot Foot</b>	Digital Throttle & Shift Hot Foot (Foot Throttle Pedal)	<b>893359K03</b>
<b>Rigging Tube Kit</b>	Rigging Tube Kit	<b>825191A03</b>

### STEERING PRODUCTS

<b>Mechanical Big Tiller Kit</b>	Mechanical Big Tiller Kit w/Power Steering	<b>8M0133491</b>
<b>Mechanical Big Tiller Cable Kit</b>	Cable Kit to be Paired with the Mechanical Big Tiller Kit	<b>8M0141907</b>
<b>DTS Big Tiller Kit</b>	Digital Throttle & Shift Big Tiller Kit w/Power Steering	<b>8M0133492</b>
<b>Hydraulic Cylinder Assembly</b>	1 Needed for Up to 500hp (total), 2 Needed for Dual 300hp Setup (See Port Cylinder Below)	<b>8M0050097</b>
<b>Port Hydraulic Cylinder Assembly (for Dual Install)</b>	Port Cylinder to be Paired with 8M0050097 (Rigged as Stbd) on Dual Installs	<b>8M0056145</b>
<b>2.0 Cubic Inch Standard Helm</b>	2.0 Cu inch / 33cc Hydraulic Standard Helm	<b>8M0056141</b>
<b>2.0 Cubic Inch Tilt Helm</b>	2.0 Cu inch / 33cc Hydraulic Tilt Helm	<b>8M0056142</b>
<b>2.4 Cubic Inch Standard Helm</b>	2.4 Cu inch / 40cc Hydraulic Standard Helm	<b>8M0056143</b>
<b>2.4 Cubic Inch Tilt Helm</b>	2.4 Cu inch / 40cc Hydraulic Tilt Helm	<b>8M0056144</b>
<b>Compression Style Hose Kits</b>	Compression Style Hydraulic Hose Kits, 2 to 32ft Lengths	<b>8M0053474 to 8M0053492</b>
<b>Tie Bar Kit (Single Cylinder)</b>	Tie Bar Kit to be Paired with 1 Cylinder (500hp Total or Less), 26 to 34 inch Lengths	<b>8M0063473 to 8M0063477</b>
<b>Tie Bar Kit (Dual Cylinder)</b>	Tie Bar Kit to be Paired with 2 Cylinders (Required When In Excess of 500hp Total), 26 to 36 inch lengths	<b>892789Q22 to 892789Q27</b>

### ELECTRO-HYDRAULIC POWER STEERING PRODUCTS

<b>Electro-Hydraulic Cylinder</b>	For Single Engine Applications Up to 300hp or Dual Up to 500hp	<b>898349A11</b>
<b>Dual Stbd Electro-Hydraulic Cylinder</b>	For over 500hp Combined	<b>898349A11</b>
<b>Dual Port Electro-Hydraulic Cylinder</b>	For over 500hp Combined	<b>898349A14</b>
<b>Tie Bar Kit (Single Cylinder)</b>	Tie Bar Kit to be Paired with 1 Cylinder (500hp Total or Less), 26 to 34 inch lengths	<b>8M0063473 to 8M0063477</b>
<b>Tie Bar Kit (Dual Cylinder)</b>	Tie Bar Kit to be Paired with 2 Cylinders (Required When In Excess of 500hp Total), 26 to 36 inch lengths	<b>892789Q22 to 892789Q27</b>

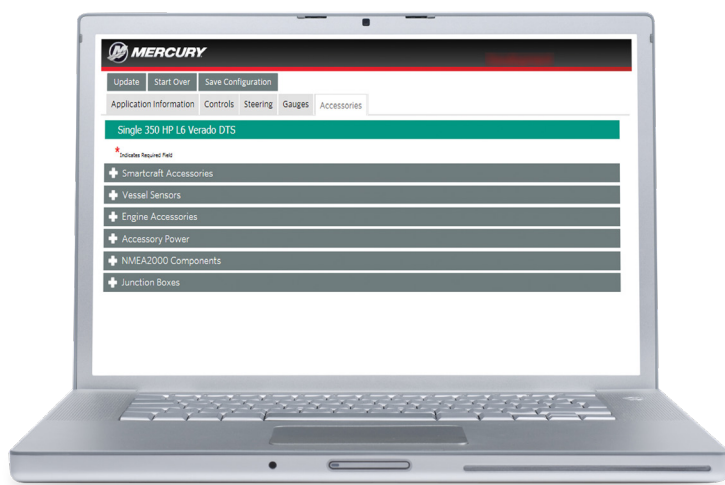
## CONTROLS & RIGGING

ELECTRO-HYDRAULIC POWER STEERING PRODUCTS CONTINUED		
<b>40cc Std Helm Kits</b>	Standard Helm Kits w/4ft, 12ft, or 24ft Pump Leads	<b>892380K05, 892380K11, and 892380K12</b>
<b>40cc Tilt Helm Kits</b>	Tilt Helm Kits w/4ft, 12ft, or 24ft Pump Leads	<b>8M0138409 to 8M0138411</b>
<b>40cc Std Helm Kits - Dual</b>	Standard Helm Kits w/4ft, 12ft, or 24ft Pump Leads - For Use on Dual Installs	<b>8M0134635, 8M0134633, and 8M0134634</b>
<b>40cc Tilt Helm Kits - Dual</b>	Tilt Helm Kits w/4ft, 12ft, or 24ft Pump Leads - For Use on Dual Installs	<b>8M0134649, 8M0134650, and 8M0134651</b>
<b>Power Steering Hose Kits, Cylinder to Helm</b>	Cylinder to Helm, 2 to 32ft Lengths	<b>8M0046914 to 8M0046932</b>
<b>Power Steering Hose Kits, Pump to Helm</b>	Pump to Helm, 2 to 24ft Lengths	<b>892438K02 to 892438K24</b>
MISCELLANEOUS ACCESSORIES		
<b>Mercury TDS</b>	Mercury Theft Deterrent System-Engine Immobilizer	<b>8M0057383</b>
<b>MP Alert</b>	Light kit for Cowl mounting	<b>8M0131810</b>
	Stainless Steel bezel	<b>8M0072341</b>
	Warm Fusion bezel	<b>8M0138978</b>
<b>ROKK</b>	Charge+ Waterproof Dual USB Power (12-24 VDC)	<b>8M6005670</b>
	USB to Lightning Waterproof Cable - 2 meter	<b>8M6005671</b>
	USB to Lightning Waterproof Cable - 0.6 meter	<b>8M6005696</b>
	USB to microUSB Waterproof Cable - 2 meter	<b>8M6005695</b>
	USB to microUSB Waterproof Cable - 0.6 meter	<b>8M6005697</b>
	Universal Phone Clamp	<b>8M6005674</b>
	Universal Tablet Clamp	<b>8M6005673</b>
	Mini Adjustable Body	<b>8M6005672</b>
	Mini Surface Mount	<b>8M6005675</b>
	Mini Rail Mount	<b>8M6005676</b>
	Self-Adhesive Mount	<b>8M6005677</b>
Mini Suction Cup Mount	<b>8M6005678</b>	
<b>Active Trim</b>	Digital Throttle & Shift (1 to 4 engines) kit with Dash Pad	<b>8M0111544</b>
	Digital Throttle & Shift (1 to 4 engines) kit without Dash Pad	<b>8M0129437</b>
	Mechanical Single Engine kit with Dash Pad	<b>8M0111545</b>
	Mechanical Single Engine kit without Dash Pad	<b>8M0129439</b>
	Mechanical Dual Engine kit with Dash Pad	<b>8M0111552</b>
	Mechanical Dual Engine kit without Dash Pad	<b>8M0129440</b>
<b>Advanced Sound Control</b>	Option for Verado AMS applications only AND using a dedicated dash switch (can interface with VesselView and SmartCraft gauges without this kit)	<b>8M0143359</b>
<b>Oil Level Sensor Kit</b>	Optional kit for engines not equipped from factory (standard on Verado AMS)	<b>8M0142265</b>
<b>Repower Harness kit</b>	Makes easy work of repowering an existing Optimax or Verado application	<b>8M0145987</b>

## CONTROLS & RIGGING

### SMARTCRAFT GAUGES & DISPLAYS CONTINUED

<b>Digital Block Water Pressure Kit</b>	Standard on DTS engines	<b>8M0142696</b>
<b>Analog Block Water Pressure Kit</b>	Standard on Mechanical engines	<b>8M0145165</b>
<b>White SmartCraft 1000</b>	SC1000 White Glass Lens 7K Tach	<b>8M0135634</b>
	SC1000 White Glass Lens Single Engine (1 ea. 7K Tach 1 80MPH Speedo)	<b>8M0135688</b>
	SC1000 White Glass Lens Dual Engine Kit (2 7K Tach 1 80 MPH Speedo)	<b>8M0135626</b>
<b>Black SmartCraft 1000</b>	SC1000 Black Glass Lens 7K Tach	<b>8M0135641</b>
	SC1000 Black Glass Lens Single Engine (1 7K Tach 1 80MPH Speedo)	<b>8M0135633</b>
	SC1000 Black Glass Lens Dual Engine Kit (2 7K Tach 1 80 MPH Speedo)	<b>8M0135632</b>
<b>Gray SmartCraft 1000</b>	SC1000 Gray Glass Lens 7K Tach	<b>8M0135645</b>
	SC1000 Gray Glass Lens Single Engine (1 7K tach 1 80MPH Speedo)	<b>8M0135648</b>
	SC1000 Gray Glass Lens Dual Engine Kit (2 7K Tach 1 80 MPH Speedo)	<b>8M0135649</b>
<b>MercMonitor</b>	MercMonitor NMEA 2000 Gateway Level 1	<b>8M0135536</b>
	MercMonitor NMEA 2000 Gateway Level 2 SmartTow RPM Single Engine	<b>8M0135617</b>
	MercMonitor NMEA 2000 Gateway Level 3 SmartTow RPM Multi Engine	<b>8M0135619</b>
	MercMonitor NMEA 2000 Gateway Level 3 SmartTow Pro w/ GPS Multi Engine	<b>8M0135618</b>
	MercMonitor no NMEA capability	<b>8M0119406</b>
<b>VesselView</b>	VesselView403	<b>8M0124498</b>
	VesselView502 Single Engine Kit	<b>8M0110643</b>
	VesselView502 Multi Engine Kit	<b>8M0110646</b>
	VesselView703 Single Engine Kit	<b>8M0124495</b>
	VesselView703 Multi Engine Kit	<b>8M0124496</b>
	VesselView903 Single Engine Kit	<b>8M0129543</b>
	VesselView903 Multi Engine Kit	<b>8M0129545</b>
<b>VesselView Link</b>	VesselView Link Single	<b>8M0110639</b>
	VesselView Link Multi	<b>8M0110641</b>
	VesselView Link Multi w/ Advanced Features	<b>8M0144269</b>
<b>VesselView Mobile</b>	VesselView Mobile point of sale package	<b>8M0115080</b>
	VesselView Mobile point of sale package (12 units)	<b>8M0130181</b>
	VesselView Mobile bulk packaging (24 units, non point of sale)	<b>8M0120319</b>



**Introducing Vessel Config**  
 – efficiently create, save and order  
 controls and rigging parts for boats with  
 Mercury engines!

[mercnet.mercurymarine.com](http://mercnet.mercurymarine.com)

click here **do more.**



PLACE ORDERS | PRINT INVOICES | REGISTER PRODUCT | PAY ONLINE | PROCESS WARRANTY



Precision Parts & Accessories / 800-MERCURY



# Mercury 175HP through 300HP V6 (3.4L) & V8 (4.6L) EFI FourStroke Outboards

## MAINTENANCE

Serial Number: 2B529482 & Up

### COMMON MAINTENANCE

<b>Engine Mounted Water Separating Fuel Filter</b>	Common on all V6 & V8 Engines	<b>8M0106635</b>	Inspect every 100 hrs. and replace as needed
<b>Boat Mounted Water Separating Fuel Filter</b>	Accessory filter for V6 & V8 Engine	<b>8M0126144</b>	Inspect every 100 hrs. and replace as needed
<b>Anode - Gear case "NEW"</b>	Common on all V6 & V8 Gearcases (4.8 & 5.44)	<b>8M0137814</b>	Inspect every 100 hrs. and replace as needed
<b>Thermostat Assembly</b>	Common on all V6 & V8 engines	<b>8M0137816</b>	Inspect every 100 hrs. and replace as needed
<b>Water Strainer</b>	Common on all V6 & V8 engines	<b>8M0142515</b>	Inspect every 100 hrs. and replace as needed
<b>Crankcase Oil</b>	32 oz. Mercury 10W30 Mineral Based Oil - 6.6 L (7.0 US qt.)	<b>8M0078625</b>	Replace every 100 hrs. or once per year
<b>Crankcase Oil</b>	32 oz. Mercury 10W30 Synthetic Blend Oil - 6.6 L (7.0 US qt.)	<b>8M0142141</b>	Replace every 100 hrs. or once per year
<b>Crankcase Oil - SeaPro Only</b>	32 oz. Mercury 25W40 Mineral Blend Oil - 6.6 L (7.0 US qt.)	<b>8M0078627</b>	Replace every 100 hrs. or once per year
<b>Crankcase Oil - SeaPro Only</b>	32 oz. Mercury 25W40 Synthetic Blend Oil - 6.6 L (7.0 US qt.)	<b>8M0078629</b>	Replace every 100 hrs. or once per year
<b>Oil Filter</b>	Mercury Replacement Oil Filter	<b>8M0123025</b>	Replace every 100 hrs. or once per year
<b>Oil Filter Wrench</b>	Matching Filter Wrench	<b>889277</b>	For use with a 3/8" drive ratchet
<b>Gear Lube - 4.8 &amp; 5.44 Gearcase</b>	High Performance Gear Lube 32 oz. bottle - See owners manual for gearcase capacity.	<b>858064K01</b>	Replace every 100 hrs. or once per year
<b>Propshaft and Fitting Grease</b>	3.5 oz. Cartridge & Gun	<b>74057K5</b>	Grease every 100 hrs. or once per year
<b>Corrosion Guard</b>	Inhibits Corrosion on Lower Unit & Trim System	<b>802878 55</b>	Do not apply to anodes
<b>Spark Plugs</b>	6 & 8- Cylinder Engines - 0.9 mm (.035 in.)	<b>8M0135348</b>	Replace every 300 hrs. or every 3 years
<b>Alternator Belt V6 &amp; V8</b>	V6 3.4L & V8 4.6L	<b>8M0142251</b>	Replace every 300 hrs. or every 3 years
<b>Water Pump Impeller</b>	Common on all V6 & V8 Gearcases (4.8 & 5.44)	<b>43026T2</b>	Replace every 300 hrs. or every 3 years
<b>Water Pump Repair Kit</b>	Common on all V6 & V8 Gearcases (4.8 & 5.44)	<b>8M0142980</b>	Replace every 300 hrs. or every 3 years

### \* NEW ACCESSORIES \*

Serial Number: 2B529482 & Up

#### Water Separating Fuel Filter Kit:

**8M0135386**

This vessel mounted Water Separating Fuel Filter Kit features a see-through bowl for visual inspection and a drain for servicing.


A water-in-fuel sensor compatible with Mercury controls and instrumentation provides an alert when water is present.



#### Analog Block Water Pressure Kit:

**8M0145165**

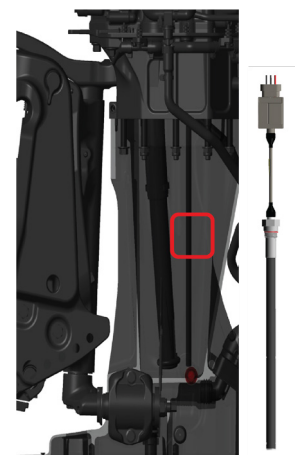
Standard on all mechanical engines



#### Electronic Oil Level Sensor:

**8M0142265**

Optional oil level sensor - It checks engine oil at first key start-up and alerts operator if oil level is low.



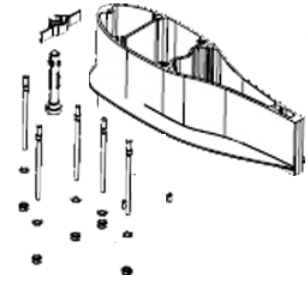
# Mercury 175HP through 300HP V6 (3.4L) & V8 (4.6L) EFI FourStroke Outboards

## \* NEW ACCESSORIES \*

Serial Number: 2B529482 & Up

### DRIVESHAFT EXTENSION KITS

Must purchase both a spacer kit and a driveshaft extension kit to do a complete extension installation on the NEW V6 & V8 outboard FourStroke. The max extension length available is Extra Extra Long (XXL) measuring at 76.2cm (30in.). The XXL shaft option CANNOT be installed on a standard 300hp CMS engine, however it CAN be installed on the 300hp SeaPro.



### DRIVESHAFT HOUSING SPACER KITS

<b>5" Black Spacer</b>	12.7cm (5 in.)	<b>8M0142779</b>
<b>5" Silver Spacer</b>	12.7cm (5 in.)	<b>8M0147047</b>
<b>10" Black Spacer</b>	25.5cm (10 in.)	<b>8M0142787</b>
<b>10" Silver Spacer</b>	25.5cm (10 in.)	<b>8M0147046</b>



### DRIVESHAFT EXTENSION KITS

<b>Driveshaft kit - L</b>	4.8 in Gearcase Long Shaft 50.8cm (20 in.)	<b>8M0146062</b>
<b>Driveshaft kit - XL</b>	4.8 in. Gearcase Extra Long Shaft 63.5cm (25 in.)	<b>8M0146063</b>
<b>Driveshaft kit - XXL</b>	4.8 in. Gearcase Extra Extra Long Shaft 76.2cm(30 in.)	<b>8M0146064</b>
<b>Driveshaft kit - L</b>	5.44 in. Gearcase Long Shaft 50.8cm (20 in.)	<b>8M0146065</b>
<b>Driveshaft kit - XL</b>	5.44 in. Gearcase Extra Long Shaft 63.5cm (25 in.)	<b>8M0146066</b>
<b>Driveshaft kit - XXL</b>	5.44 in. Gearcase Extra Extra Long Shaft 76.2cm (30 in.)	<b>8M0146067</b>



### ACCENT PANELS

<b>V8</b>	<b>Redline Red</b>	V8 Accent assembly (Red)	<b>8M0142205</b>
	<b>Pacific Blue</b>	V8 Accent assembly (Blue)	<b>8M0142206</b>
	<b>Mercury Silver</b>	V8 Accent assembly (Silver)	<b>8M0142207</b>
	<b>Graphite Grey</b>	V8 Accent assembly (Graphite)	<b>8M0142208</b>
	<b>Pro Black</b>	V8 Accent assembly (Pro Black)	<b>8M0142209</b>
	<b>Ready for Paint - allows to for custom paint colors</b>	V8 Accent assembly (Paint ready)	<b>8M0142210</b>
<b>V6</b>	<b>Redline Red</b>	V6 Accent assembly (Red)	<b>8M0142211</b>
	<b>Pacific Blue</b>	V6 Accent assembly (Blue)	<b>8M0142212</b>
	<b>Mercury Silver</b>	V6 Accent assembly (Silver)	<b>8M0142213</b>
	<b>Graphite Grey</b>	V6 Accent assembly (Graphite)	<b>8M0142214</b>
	<b>Pro Black</b>	V6 Accent assembly (Pro Black)	<b>8M0142215</b>
	<b>Ready for Paint - allows to for custom paint colors</b>	V6 Accent assembly (Paint ready)	<b>8M0142216</b>

## INSTALLATION

### Lifting Strap - 3 point:

91-883705T01

For lifting the engine.



### Transom Drilling Fixture:

91-98234A2

Common with Mercury Outboards of this horsepower range.



### Battery Cables:

84-88439A50

Pair of 12 ft.(3.7 m) cables, 1 red (+) Positive and 1 black (-) Negative, 4 gauge with ring terminals.



### Battery/Clean Power Service Tool Harness:

91-8M0147078

The harness is specifically designed to assist with the removal of the outboard engine from the shipping crate along with adjusting the transom clamps angle to align with the transom.



Precision Parts & Accessories / 800-MERCURY

**PROPELLERS**

WOT RPM: 5000-5800 \* Recommended Transom Height 20" &amp; 25" \* Right Hand Rotation (Left Hand Available) \* Gear Ratio 1.85:1

Diameter (inches)	Pitch (inches)	Blades	Material	Approx. Gross Boat Wgt. (lbs.)	Approx. Boat Length (ft.)	Speed Range (mph)	Propeller Description	Right Hand Propeller Part Number	Left Hand Propeller Part Number
13.50	22	3	Steel	2400-2800	18-20'	50-59	Enertia	48-899202A46	N/A
13.75	21	4	Steel	2500-3100	18-21'	47-56	Trophy Plus	48-825934A47	N/A
14.62	21	3	Steel	2500-3100	18-21'	47-56	Tempest Plus	48-825862A47	N/A
13.80	21	3	Steel	2500-3100	18-21'	47-56	Enertia	48-899002A46	48-899003A46
13.25	21	5	Steel	2500-3100	18-21'	47-56	HighFive	48-15760A46	N/A
14.00	21	4	Alum	2500-3100	18-21'	47-56	SpitFire	48-8M0084496	N/A
14.25	21	3	Alum	2500-3100	18-21'	49-56	Black Max	48-832832A45	N/A
13.80	20	3	Steel	2600-3300	18-21'	44-54	Enertia	48-89900A46	N/A
14.62	19	3	Steel	2800-3600	19-22'	41-51	Tempest Plus	48-825860A47	N/A
14.00	19	3	Steel	2800-3600	19-22'	41-51	Enertia	48-898998A46	48-898999A46
13.25	19	5	Steel	2800-3600	19-22'	41-51	HighFive	48-815758A46	N/A
14.00	19	4	Alum	2800-3600	19-22'	41-51	SpitFire	48-8M0084495	N/A
14.50	19	3	Alum	2800-3600	19-22'	41-51	Black Max	48-832830A45	N/A
14.20	18	3	Steel	3000-3900	19-23'	38-48	Enertia	48-898996A46	N/A
14.50	17	3	Steel	3200-4400	20-23'	34-45	Enertia	48-898994A46	48-898994A46
15.50	17	3	Steel	3200-4400	20-23'	34-45	Mirage Plus	48-18278A46	48-90159A46
13.50	17	5	Steel	3200-4400	20-23'	34-45	HighFive	48-821154A46	N/A
14.00	17	4	Alum	3200-4400	20-23'	36-45	SpitFire	48-8M0084494	N/A
15.00	17	3	Alum	3200-4400	20-23'	34-45	Black Max	48-832828A45	N/A
14.70	16	3	Steel	3500-4900	21-24'	31-42	Enertia	48-898992A46	N/A
16.00	16	3	Alum	3500-4900	21-24'	31-42	Black Max	48-16440A45	N/A
15.00	15	3	Steel	3800-5500	21-25'	28-39	Enertia	48-898990A46	48-898991A46
15.75	15	3	Steel	3800-5500	21-25'	28-39	Mirage Plus	48-19838A46	48-19841A46
15.25	15	3	Alum	3800-5500	21-25'	28-39	Black Max	48-78116A45	N/A
15.30	14	3	Steel	4100-6500	22-27'	24-36	Enertia	48-898988A46	N/A
14.00	14	4	Alum	4100-6500	22-27'	24-36	SpitFire	48-8M0084493	N/A
16.00	14	3	Alum	4100-6500	22-27'	24-36	Black Max	48-16438A45	N/A
15.60	13	3	Steel	4700-7600	23-28'	21-32	Enertia	48-8M0070074	48-8M0070076
16.00	13	3	Steel	4700-7600	23-28'	21-32	Mirage Plus	48-826072A46	N/A
16.00	13	3	Alum	4700-7600	23-28'	21-32	Black Max	48-78114A45	N/A
14.00	12	4	Alum	5300-9600	24-30'	17-29	SpitFire	48-8M0084491	N/A
16.00	12	3	Alum	5300-9600	24-30'	17-29	Black Max	48-16436A45	N/A
16.00	11	3	Steel	6000+	Pontoon	14-25	Enertia	48-8M0070079	48-8M0070077
16.00	11	3	Alum	6000+	Workboat	1-25	Black Max	48-78112A45	N/A



# PROPELLERS

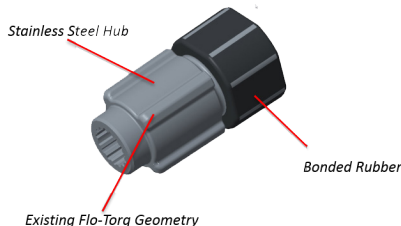
WOT RPM: 5000-5800 \* Recommended Transom Height 20" & 25" \* Right Hand Rotation (Left Hand Available) \* Gear Ratio 1.85:1

Diameter (inches)	Pitch (inches)	Blades	Material	Approx. Gross Boat Wgt. (lbs.)	Approx. Boat Length (ft.)	Speed Range (mph)	Propeller Description	Right Hand Propeller Part Number	Left Hand Propeller Part Number
13.50	22	3	Steel	2700-3300	18-21'	50-59	Enertia	48-899202A46	N/A
13.75	21	4	Steel	2900-3500	19-22'	47-56	Trophy Plus	48-825934A47	N/A
14.62	21	3	Steel	2900-3500	19-22'	47-56	Tempest Plus	48-825862A47	N/A
13.80	21	3	Steel	2900-3500	19-22'	47-56	Enertia	48-899002A46	48-899003A46
13.25	21	5	Steel	2900-3500	19-22'	47-56	HighFive	48-815760A46	N/A
14.00	21	4	Alum	2900-3500	19-22'	47-56	Spitfire	48-8M0084496	N/A
14.25	21	3	Alum	2900-3500	19-22'	49-56	Black Max	48-832832A45	N/A
13.80	20	3	Steel	3000-3800	19-22'	44-54	Enertia	48-899000A46	N/A
14.62	19	3	Steel	3200-4100	20-23'	41-51	Tempest Plus	48-825860A47	N/A
14.00	19	3	Steel	3200-4100	20-23'	41-51	Enertia	48-898998A46	48-898999A46
13.25	19	5	Steel	3200-4100	20-23'	41-51	HighFive	48-815758A46	N/A
14.00	19	4	Alum	3200-4100	20-23'	41-51	Spitfire	48-8M0084495	N/A
14.50	19	3	Alum	3200-4100	20-23'	41-51	Black Max	48-832830A45	N/A
14.20	18	3	Steel	3400-4400	20-23'	38-48	Enertia	48-898996A46	N/A
14.50	17	3	Steel	3700-5000	21-25'	34-45	Enertia	48-898994A46	48-898994A46
15.50	17	3	Steel	3700-5000	21-25'	34-45	Mirage	48-18278A46	48-90159A46
13.50	17	5	Steel	3700-5000	21-25'	34-45	HighFive	48-821154A46	N/A
14.00	17	4	Alum	3700-5000	21-25'	34-45	Spitfire	48-8M0084494	N/A
15.00	17	3	Alum	3700-5000	21-25'	34-45	Black Max	48-832828A45	N/A
14.70	16	3	Steel	4000-5600	22-25'	31-42	Enertia	48-898992A46	N/A
16.00	16	3	Alum	4000-5600	22-25'	31-42	Black Max	48-16440A45	N/A
15.00	15	3	Steel	4300-6300	22-26'	28-39	Enertia	48-898990A46	48-898991A46
15.75	15	3	Steel	4300-6300	22-26'	28-39	Mirage	48-19838A46	48-19841A46
15.25	15	3	Alum	4300-6300	22-26'	28-39	Black Max	48-78116A45	N/A
15.30	14	3	Steel	4700-7400	23-28'	24-36	Enertia	48-898988A46	N/A
14.00	14	4	Alum	4700-7400	23-28'	24-36	Spitfire	48-8M0084493	N/A
16.00	14	3	Alum	4700-7400	23-28'	24-36	Black Max	48-16438A45	N/A
15.60	13	3	Steel	5400-8600	24-29"	21-32	Enertia	48-8M0070074	48-8M0070076
16.00	13	3	Steel	5400-8600	24-29'	21-32	Mirage	48-826072A46	N/A
16.00	13	3	Alum	5400-8600	24-29'	21-32	Black Max	48-78114A45	N/A
14.00	12	4	Alum	6600-11000	25-31'	17-29	Spitfire	48-8M0084491	N/A
16.00	12	3	Alum	6600-11000	25-31'	17-29	Black Max	48-16436A45	N/A
16.00	11	3	Steel	7600+	Pontoon	14-25	Enertia	48-8M0070079	48-8M0070077
16.00	11	3	Alum	7600+	Workboat	1-25	Black Max	48-78112A45	N/A



### Enertia Propeller

Improves top speed and acceleration on center consoles, high-horsepower pontoons and sterndrive runabouts.



### Flo-Torq 1" SSR Metal Hub

The Flo-Torq 1" SSR Metal is the optimal hub solution for Mercury's rapidly growing 150 -225 HP FourStroke segment. It provides superior NVH capabilities paired with the extreme durability of a solid metal hub. It mirrors today's Flo-Torq II geometry and will fit/adapt to all current Mercury Propellers 40/60 CT and larger.



**PROPELLERS**

WOT RPM: 5200-6000 \* Recommended Transom Height 20" &amp; 25" \* Right Hand Rotation (Left Hand Available) \* Gear Ratio 1.85:1

Diameter (inches)	Pitch (inches)	Blades	Material	Approx. Gross Boat Wgt. (lbs.)	Approx. Boat Length (ft.)	Speed Range (mph)	Propeller Description	Right Hand Propeller Part Number	Left Hand Propeller Part Number
13.5"	22	3	Steel	2900-3500	19-22'	52-61	Enertia	48-899202A46	N/A
13.75"	21	4	Steel	3100-3700	20-22'	49-58	Trophy Plus	48-825934A47	N/A
14.62"	21	3	Steel	3100-3700	20-22'	49-58	Tempest Plus	48-825862A47	N/A
13.8"	21	3	Steel	3100-3700	20-22'	49-58	Enertia	48-899002A46	48-899003A46
13.25"	21	5	Steel	3100-3700	20-22'	49-58	HighFive	48-815760A46	N/A
14.00"	21	4	Alum	3100-3700	20-22'	49-58	Spitfire	48-8M0084496	N/A
14.25"	21	3	Alum	3100-3700	20-22'	49-58	Black Max	48-832832A45	N/A
13.8"	20	3	Steel	3200-4000	20-23'	46-56	Enertia	48-899000A46	N/A
14.62"	19	3	Steel	3400-4300	20-23'	43-53	Tempest Plus	48-825860A47	N/A
14.0"	19	3	Steel	3400-4300	20-23'	43-53	Enertia	48-898998A46	48-898999A46
13.25"	19	5	Steel	3400-4300	20-23'	43-53	HighFive	48-815758A46	N/A
14.00"	19	4	Alum	3400-4300	20.23'	43-53	Spitfire	48-8M0084495	N/A
14.50"	19	3	Alum	3400-4300	20-23'	43-53	Black Max	48-832830A45	N/A
14.2"	18	3	Steel	3700-4700	21-24'	40-50	Enertia	48-898996A46	N/A
14.5"	17	3	Steel	3900-5100	22-25'	37-47	Enertia	48-898994A46	48-898995A46
15.5"	17	3	Steel	3900-5100	22-25'	37-47	Mirage Plus	48-18278A46	48-90159A46
13.5"	17	5	Steel	3900-5100	22-25'	37-47	HighFive	48-821154A46	N/A
14.62"	17	4	Steel	3900-5100	22-25'	37-47	Revolution 4	48-857024A46	48-857025A46
14.00"	17	4	Alum	3900-5100	22-25'	37-47	Spitfire	48-8M0084494	N/A
15.00"	17	3	Alum	3900-5100	22-25'	37-47	Black Max	48-832828A45	N/A
14.7"	16	3	Steel	4200-5800	22-26'	33-44	Enertia	48-898992A46	N/A
16.00"	16	3	Alum	4200-5800	22-26'	33-44	Black Max	48-16440A45	N/A
15.0"	15	3	Steel	4700-6500	23-27'	30-40	Enertia	48-898990A46	48-898991A46
15.75"	15	3	Steel	4700-6500	23-27'	30-40	Mirage Plus	48-19838A46	48-19841A46
14.62"	15	4	Steel	4700-6500	23-27'	30-40	Revolution 4	48-857022A46	48-8M0064449
15.25"	15	3	Alum	4700-6500	23-27'	30-40	Black Max	48-78116A45	N/A
15.3"	14	3	Steel	5100-7600	24-28'	26-37	Enertia	48-898988A46	N/A
14.00"	14	4	Alum	5100-7600	24-28'	26-37	Spitfire	48-8M0084493	N/A
16.00"	14	3	Alum	5100-7600	24-28'	26-37	Black Max	48-16438A45	N/A
15.6"	13	3	Steel	5700-8800	25-29'	23-34	Enertia	48-8M0070074	48-8M0070076
16.00"	13	3	Steel	5700-8800	25-29'	23-34	Mirage Plus	48-826072A46	N/A
16.00"	13	3	Alum	5700-8800	25-29'	23-34	Black Max	48-78114A45	N/A
14.00"	12	4	Alum	6500-10900	26-31'	19-30	Spitfire	48-8M0084491	N/A
16.00"	12	3	Alum	6500-10900	26-31'	19-30	Black Max	48-16436A45	N/A
16.0"	11	3	Steel	7300+	Pontoon	15-27	Enertia	48-8M0070079	48-8M0070077
16.00"	11	3	Alum	7300+	Workboat	1-27	Black Max	48-78112A45	N/A

**PROPELLERS**

WOT RPM: 4600-5400 \* Recommended Transom Height 20" &amp; 25" \* Right Hand Rotation (Left Hand Available) \* Gear Ratio 1.85:1

Diameter (inches)	Pitch (inches)	Blades	Material	Approx. Gross Boat Wgt. (lbs.)	Approx. Boat Length (ft.)	Speed Range (mph)	Propeller Description	Right Hand Propeller Part Number	Left Hand Propeller Part Number
13.5"	22	3	Steel	2900-3800	19-22'	44-55	Enertia	48-899202A46	N/A
13.8"	21	3	Steel	3100-4000	20-23'	42-52	Enertia	48-899002A46	48-899003A46
13.75"	21	3	Steel	3100-4000	20-23'	42-52	Vengeance	48-16318A46	N/A
13.25"	21	5	Steel	3100-4000	20-23'	42-52	HighFive	48-815760A46	N/A
14.00"	21	4	Alum	3100-4000	20-23'	42-52	Spitfire	48-8M0084496	N/A
14.25"	21	3	Alum	3100-4000	20-23'	42-52	Black Max	48-832832A45	N/A
13.8"	20	3	Steel	3300-4300	20-23'	39-50	Enertia	48-899000A46	N/A
14.0"	19	3	Steel	3500-4700	21-24'	36-47	Enertia	48-898998A46	48-898999A46
13.25"	19	5	Steel	3500-4700	21-24'	36-47	HighFive	48-815758A46	N/A
14.00"	19	3	Steel	3500-4700	21-24'	36-47	Vengeance	48-16316A46	48-16317A46
14.00"	19	4	Alum	3500-4700	21-24'	36-47	Spitfire	48-8M0084495	N/A
14.50"	19	3	Alum	3500-4700	21-24'	36-47	Black Max	48-832830A45	N/A
14.2"	18	3	Steel	3800-5200	21-25'	34-44	Enertia	48-898996A46	N/A
15.38"	18	3	Steel	3800-5200	21-25'	34-44	Mirage Plus	48-889620A46	48-889619A46
14.5"	17	3	Steel	4100-5800	22-26'	30-41	Enertia	48-898994A46	48-898995A46
15.5"	17	3	Steel	4100-5800	22-26'	30-41	Mirage Plus	48-18278A46	48-90159A46
13.5"	17	5	Steel	4100-5800	22-26'	30-41	HighFive	48-821154A46	N/A
14.5"	17	3	Steel	4100-5800	22-26'	30-41	Vengeance	48-16314A46	48-16315A46
14.00"	17	4	Alum	4100-5800	22-26'	30-41	Spitfire	48-8M0084494	N/A
15.00"	17	3	Alum	4100-5800	22-26'	30-41	Black Max	48-832828A45	N/A
14.7"	16	3	Steel	4300-6500	22-27'	27-39	Enertia	48-898992A46	N/A
16.00"	16	3	Alum	4300-6500	22-27'	27-39	Black Max	48-16440A45	N/A
15.0"	15	3	Steel	4700-7800	23-28'	23-36	Enertia	48-898990A46	48-898991A46
15.75"	15	3	Steel	4700-7800	23-28'	23-36	Mirage Plus	48-19838A46	48-19841A46
15.25"	15	3	Alum	4700-7800	23-28'	23-36	Black Max	48-78116A45	N/A
15.3"	14	3	Steel	5400-9100	24-29'	20-32	Enertia	48-898988A46	N/A
14.00"	14	4	Alum	5400-9100	24-29'	20-32	Spitfire	48-8M0084493	N/A
16.00"	14	3	Alum	5400-9100	24-29'	24-32	Black Max	48-16438A45	N/A
15.6"	13	3	Steel	6000-11000	25-31"	17-29	Enertia	48-8M0070074	48-8M0070076
16.00"	13	3	Steel	6000-11000	25-31'	17-29	Mirage Plus	48-826072A46	N/A
16.00"	13	3	Alum	6000-11000	25-31'	17-29	Black Max	48-78114A45	N/A
14.00"	12	4	Alum	6800-13600	26-33'	14-26	Spitfire	48-8M0084491	N/A
16.00"	12	3	Alum	6800-13600	26-33'	14-26	Black Max	48-16436A45	N/A
16.0"	11	3	Steel	8000+	25+	11-23	Enertia	48-8M0070079	48-8M0070077
16.00"	11	3	Alum	8000+	25+	1-25	Black Max	48-78112A45	N/A

**PROPELLERS**

WOT RPM: 5600-6200 \* Recommended Transom Height 20" \* Right Hand Rotation \* Gear Ratio 1.75:1

Diameter (inches)	Pitch (inches)	Blades	Material	Approx. Gross Boat Wgt. (lbs.)	Approx. Boat Length (ft.)	Speed Range (mph)	Propeller Description	Right Hand Propeller Part Number	Left Hand Propeller Part Number
14.00"	25	3	Steel	2000-2300	Up to 19'	69-78	Fury	48-8M0125097	N/A
14.5"	25	4	Steel	2000-2300	Up to 19'	69-78	Fury 4	48-8M0125101	N/A
14.62"	25	3	Steel	2000-2300	Up to 19'	69-78	Tempest Plus**	48-825866A47	N/A
13.75"	25	4	Steel	2000-2300	Up to 19'	69-78	Trophy Plus**	48-825942A47	N/A
14.00"	24	3	Steel	2100-2400	18-20'	66-75	Fury	48-8M0125096	N/A
14.5"	24	4	Steel	2100-2400	18-20'	66-75	Fury 4	48-8M0125100	N/A
15.5"	24	4	Steel	2100-2400	18-20'	66-75	Bravo 1**	48-831912A45	N/A
14.62"	24	3	Steel	2100-2400	18-20'	66-75	Tempest Plus**	48-825872A47	N/A
13.75"	24	4	Steel	2100-2400	18-20'	66-75	Trophy Plus**	48-825940A47	N/A
14.00"	23	3	Steel	2200-2500	19-21'	63-71	Fury	48-8M0125095	N/A
14.5"	23	4	Steel	2200-2500	19-21'	63-71	Fury 4	48-8M0125099	N/A
14.62"	23	3	Steel	2200-2500	19-21'	63-71	Tempest Plus**	48-825864A47	N/A
13.75"	23	4	Steel	2200-2500	19-21'	63-71	Trophy Plus**	48-825938A47	N/A
15.5"	22	4	Steel	2300-2700	19-22'	60-68	Bravo 1**	48-831910A45	N/A
14.62"	21	3	Steel	2500-3000	20-22'	57-64	Tempest Plus**	48-825862A47	N/A
13.75"	21	4	Steel	2500-2800	20-22'	57-64	Trophy Plus**	48-825938A47	N/A

**Mercury 4.6 L V8 225 HP Pro XS Torque Master**

Serial Number: 2B529482 &amp; Up

**PROPELLERS**

WOT RPM: 5600-6200 \* Recommended Transom Height 20" \* Right Hand Rotation \* Gear Ratio 1.75:1

Diameter (inches)	Pitch (inches)	Blades	Material	Approx. Gross Boat Wgt. (lbs.)	Approx. Boat Length (ft.)	Speed Range (mph)	Propeller Description	Right Hand Propeller Part Number	Left Hand Propeller Part Number
14.00"	26	3	Steel	2100-2400	Up to 19'	72-82	Fury	48-8M0125098	N/A
14.5"	26	4	Steel	2100-2400	Up to 19'	72-82	Fury 4	48-8M0125102	N/A
15.5"	26	4	Steel	2100-2400	Up to 19'	72-82	Bravo 1**	48-831914A45	N/A
14.62"	26	3	Steel	2100-2400	Up to 19'	72-82	Tempest Plus**	48-825874A47	N/A
14.00"	25	3	Steel	2200-2500	18-20'	69-78	Fury	48-8M0125097	N/A
14.5"	25	4	Steel	2200-2500	18-20'	69-78	Fury 4	48-8M0125101	N/A
14.62"	25	3	Steel	2200-2500	18-20'	69-78	Tempest Plus**	48-825866A47	N/A
14.00"	24	3	Steel	2300-2700	19-21'	66-75	Fury	48-8M0125096	N/A
14.5"	24	4	Steel	2300-2700	19-21'	66-75	Fury 4	48-8M0125100	N/A
15.5"	24	4	Steel	2300-2700	19-21'	66-75	Bravo 1**	48-831912A45	N/A
14.62"	24	3	Steel	2300-2700	19-21'	66-75	Tempest Plus**	48-825872A47	N/A
14.00"	23	3	Steel	2500-2800	19-21'	63-71	Fury	48-8M0125095	N/A
14.5"	23	4	Steel	2500-2800	19-21'	63-71	Fury 4	48-8M0125099	N/A
14.62"	23	3	Steel	2500-2800	19-21'	63-71	Tempest Plus**	48-825864A47	N/A
15.5"	22	4	Steel	2600-3000	19-22'	60-68	Bravo 1**	48-831910A45	N/A
14.62"	21	3	Steel	2800-3200	20-22'	57-64	Tempest Plus**	48-825862A47	N/A

\*\*must use SSR HD (8M0101601) or Flo-Torq II solid (840389K06) hub kit



**PROPELLERS**

WOT RPM: 5600-6200 \* Recommended Transom Height 20" \* Right Hand Rotation \* Gear Ratio 1.75:1

Diameter (inches)	Pitch (inches)	Blades	Material	Approx. Gross Boat Wgt. (lbs.)	Approx. Boat Length (ft.)	Speed Range (mph)	Propeller Description	Right Hand Propeller Part Number	Left Hand Propeller Part Number
14.00"	27	3	Steel	2200-2600	Up to 19'	75-85	Fury**	48-8M8023180	N/A
14.62"	27	3	Steel	2200-2600	Up to 19'	75-85	Tempest Plus**	48-825868A47	N/A
14.00"	26	3	Steel	2300-2700	18-20'	72-82	Fury	48-8M0125098	N/A
14.5"	26	4	Steel	2300-2700	18-20'	72-82	Fury 4	48-8M0125102	N/A
15.5"	26	4	Steel	2300-2700	18-20'	72-82	Bravo 1**	48-831914A45	N/A
14.62"	26	3	Steel	2300-2700	18-20'	72-82	Tempest Plus**	48-825874A47	N/A
14.00"	25	3	Steel	2500-2800	18-20'	69-78	Fury	48-8M0125097	N/A
14.5"	25	4	Steel	2500-2800	18-20'	69-78	Fury 4	48-8M0125101	N/A
14.62"	25	3	Steel	2500-2800	18-20'	69-78	Tempest Plus**	48-825866A47	N/A
14.00"	24	3	Steel	2600-3000	19-21'	66-75	Fury	48-8M0125096	N/A
14.5"	24	4	Steel	2600-3000	19-21'	66-75	Fury 4	48-8M0125100	N/A
15.5"	24	4	Steel	2600-3000	19-21'	66-75	Bravo 1**	48-831912A45	N/A
14.62"	24	3	Steel	2600-3000	19-21'	66-75	Tempest Plus**	48-825872A47	N/A
14.00"	23	3	Steel	2700-3100	19-21'	63-71	Fury	48-8M0125095	N/A
14.5"	23	4	Steel	2700-3100	19-21'	63-71	Fury 4	48-8M0125099	N/A
14.62"	23	3	Steel	2700-3100	19-21'	63-71	Tempest Plus**	48-825864A47	N/A
15.5"	22	4	Steel	2900-3300	20-22'	60-68	Bravo 1**	48-831910A45	N/A
14.62"	21	3	Steel	3100-3500	20-22'	57-64	Tempest Plus**	48-825862A47	N/A

\*\*must use SSR HD (8M0101601) or Flo-Torq II solid (840389K06) hub kit

**Mercury 4.6 L V8 300 HP Pro XS Torque Master**

Serial Number: 2B529482 &amp; Up

**PROPELLERS**

WOT RPM: 5600-6200 \* Recommended Transom Height 20" \* Right Hand Rotation \* Gear Ratio 1.75:1

Diameter (inches)	Pitch (inches)	Blades	Material	Approx. Gross Boat Wgt. (lbs.)	Approx. Boat Length (ft.)	Speed Range (mph)	Propeller Description	Right Hand Propeller Part Number	Left Hand Propeller Part Number
14.00"	27	3	Steel	2700-3100	18-21'	75-85	Fury**	48-8M8023180	N/A
14.62"	27	3	Steel	2700-3100	18-21'	75-85	Tempest Plus**	48-825868A47	N/A
14.00"	26	3	Steel	2800-3200	19-21'	72-82	Fury	48-8M0125098	N/A
14.5"	26	4	Steel	2800-3200	19-21'	72-82	Fury 4	48-8M0125102	N/A
15.5"	26	4	Steel	2800-3200	19-21'	72-82	Bravo 1**	48-831914A45	N/A
14.62"	26	3	Steel	2800-3200	19-21'	72-82	Tempest Plus**	48-825874A47	N/A
14.00"	25	3	Steel	3000-3400	19-21'	69-78	Fury	48-8M0125097	N/A
14.5"	25	4	Steel	3000-3400	19-21'	69-78	Fury 4	48-8M0125101	N/A
14.62"	25	3	Steel	3000-3400	19-21'	69-78	Tempest Plus**	48-825866A47	N/A
14.00"	24	3	Steel	3100-3600	20-22'	66-75	Fury	48-8M0125096	N/A
14.5"	24	4	Steel	3100-3600	20-22'	66-75	Fury 4	48-8M0125100	N/A
15.5"	24	4	Steel	3100-3600	20-22'	66-75	Bravo 1**	48-831912A45	N/A
14.62"	24	3	Steel	3100-3600	20-22'	66-75	Tempest Plus**	48-825872A47	N/A
14.00"	23	3	Steel	3300-3800	20-22'	63-71	Fury	48-8M0125095	N/A
14.5"	23	4	Steel	3300-3800	20-22'	63-71	Fury 4	48-8M0125099	N/A
14.62"	23	3	Steel	2300-2500	20-22'	63-71	Tempest Plus**	48-825864A47	N/A
15.5"	22	4	Steel	3500-4000	21-23'	60-68	Bravo 1**	48-831910A45	N/A
14.62"	21	3	Steel	3700-4200	21-23'	57-64	Tempest Plus**	48-825862A47	N/A

\*\*must use SSR HD (8M0101601) or Flo-Torq II solid (840389K06) hub kit



**PROPELLERS**

WOT RPM: 5600-6200 \* Recommended Transom Height 25" \* Right Hand Rotation \* Gear Ratio 1.75:1

Diameter (inches)	Pitch (inches)	Blades	Material	Approx. Gross Boat Wgt. (lbs.)	Approx. Boat Length (ft.)	Speed Range (mph)	Propeller Description	Right Hand Propeller Part Number	Left Hand Propeller Part Number
14.00"	24	3	Steel	2100-2400	17-19'	66-75	Fury	48-8M0125096	N/A
14.5"	24	4	Steel	2100-2400	17-19'	66-75	Fury 4	48-8M0125100	N/A
14.62"	24	3	Steel	2100-2400	17-19'	66-75	Tempest Plus**	48-825872A47	N/A
13.75"	24	4	Steel	2100-2400	17-19'	66-75	Trophy Plus**	48-825940A47	N/A
14.00"	23	3	Steel	2200-2500	18-20'	63-71	Fury	48-8M0125095	N/A
14.5"	23	4	Steel	2200-2500	18-20'	63-71	Fury 4	48-8M0125099	N/A
14.62"	23	3	Steel	2200-2500	18-20'	63-71	Tempest Plus**	48-825864A47	N/A
13.75"	23	4	Steel	2200-2500	18-20'	63-71	Trophy Plus**	48-825938A47	N/A
13.5"	22	3	Steel	2300-2700	18-20'	60-68	Energia**	48-899202A46	N/A
14.62"	21	3	Steel	2500-2800	19-21'	57-64	Tempest Plus**	48-825862A47	N/A
13.8"	21	3	Steel	2500-2800	19-21'	57-64	Energia**	48-899002A46	N/A
13.25"	21	5	Steel	2500-2800	19-21'	57-64	HighFive**	48-815760A46	N/A
14.75"	21	3	Steel	2500-2800	19-21'	57-64	Mirage Plus**	48-13702A46	N/A
13.75"	21	4	Steel	2500-2800	19-21'	57-64	Trophy Plus**	48-825934A47	N/A
13.8"	20	3	Steel	2600-3000	19-22'	54-61	Energia**	48-899000A46	N/A
16.00"	20	3	Steel	2600-3000	19-22'	54-61	Energia ECO	48-8M0127047	N/A
14.62"	19	3	Steel	2800-3200	20-22'	51-58	Tempest Plus**	48-825860A47	N/A
14.0"	19	3	Steel	2800-3200	20-22'	51-58	Energia**	48-898998A46	N/A
13.25"	19	5	Steel	2800-3200	20-22'	51-58	HighFive**	48-815758A46	N/A
14.62"	19	4	Steel	2800-3200	20-22'	51-58	Revolution 4	48-8M0127031	N/A
16.00"	19	3	Steel	2800-3200	20-22'	51-58	Energia ECO	48-8M0127045	N/A
15.25"	19	3	Steel	2800-3200	20-22'	51-58	Mirage Plus**	48-13700A46	N/A
14.2"	18	3	Steel	2900-3400	20-22'	48-55	Energia**	48-898996A46	N/A
16.00"	18	3	Steel	2900-3400	20-22'	48-55	Energia ECO	48-8M0127043	N/A
14.62"	18	4	Steel	2900-3400	20-22'	48-55	Revolution 4	48-8M0137924	N/A
14.5"	17	3	Steel	3200-3800	21-23'	44-51	Energia**	48-898994A46	N/A
16.00"	17	3	Steel	3200-3800	21-23'	44-51	Energia ECO	48-8M0127041	N/A
15.5"	17	3	Steel	3200-3800	21-23'	44-51	Mirage Plus**	48-18278A46	N/A
13.5"	17	5	Steel	3200-3800	21-23'	44-51	HighFive**	48-821154A46	N/A
14.62"	17	4	Steel	3200-3800	21-23'	44-51	Revolution 4	48-8M0127029	N/A
14.7"	16	3	Steel	3400-4100	21-23'	41-48	Energia**	48-898992A46	N/A

\*\*must use SSR HD (8M0101601) or Flo-Torq II solid (840389K06) hub kit

**Revolution 4**

Aggressive four-blade design provides outstanding holding, hole shot and improved midrange performance.

**SpitFire X7**

Superior acceleration generated through a small diameter design. Ultimate top speed and holding through aggressive cup.



# PROPELLERS

WOT RPM: 5600-6200 \* Recommended Transom Height 25" \* Right Hand Rotation \* Gear Ratio 1.75:1

Diameter (inches)	Pitch (inches)	Blades	Material	Approx. Gross Boat Wgt. (lbs.)	Approx. Boat Length (ft.)	Speed Range (mph)	Propeller Description	Right Hand Propeller Part Number	Left Hand Propeller Part Number
14.00"	25	3	Steel	2200-2500	18-20'	69-78	Fury	48-8M0125097	N/A
14.5"	25	4	Steel	2200-2500	18-20'	69-78	Fury 4	48-8M0125101	N/A
14.62"	25	3	Steel	2200-2500	18-20'	69-78	Tempest Plus**	48-825866A47	N/A
14.00"	24	3	Steel	2300-2700	18-20'	66-75	Fury	48-8M0125096	N/A
14.5"	24	4	Steel	2300-2700	18-20'	66-75	Fury 4	48-8M0125100	N/A
14.62"	24	3	Steel	2300-2700	18-20'	66-75	Tempest Plus**	48-825872A47	N/A
14.00"	23	3	Steel	2500-2800	19-21'	63-71	Fury	48-8M0125095	N/A
14.5"	23	4	Steel	2500-2800	19-21'	63-71	Fury 4	48-8M0125099	N/A
14.62"	23	3	Steel	2500-2800	19-21'	63-71	Tempest Plus**	48-825864A47	N/A
13.5"	22	3	Steel	2600-3000	19-21'	60-68	Energia**	48-899202A46	N/A
14.62"	21	3	Steel	2800-3200	19-22'	57-64	Tempest Plus**	48-825862A47	N/A
13.8"	21	3	Steel	2800-3200	19-22'	57-64	Energia**	48-899002A46	N/A
13.25"	21	5	Steel	2800-3200	19-22'	57-64	HighFive**	48-815760A46	N/A
14.75"	21	3	Steel	2800-3200	19-22'	57-64	Mirage Plus**	48-13702A46	N/A
13.8"	20	3	Steel	2900-3400	20-22'	54-61	Energia**	48-899000A46	N/A
16.00"	20	3	Steel	2900-3400	20-22'	54-61	Energia ECO	48-8M0127047	N/A
14.62"	20	4	Steel	2900-3400	20-22'	54-61	Revolution 4	48-8M0127033	N/A
14.62"	19	3	Steel	3100-3600	20-22'	51-58	Tempest Plus**	48-825860A47	N/A
14.0"	19	3	Steel	3100-3600	20-22'	51-58	Energia**	48-898998A46	N/A
13.25"	19	5	Steel	3100-3600	20-22'	51-58	HighFive**	48-815758A46	N/A
14.62"	19	4	Steel	3100-3600	20-22'	51-58	Revolution 4	48-8M0127031	N/A
16.00"	19	3	Steel	3100-3600	20-22'	51-58	Energia ECO	48-8M0127045	N/A
15.25"	19	3	Steel	3100-3600	20-22'	51-58	Mirage Plus**	48-13700A46	N/A
14.2"	18	3	Steel	3300-3800	21-23'	48-55	Energia**	48-898996A46	N/A
16.00"	18	3	Steel	3300-3800	21-23'	48-55	Energia ECO	48-8M0127043	N/A
14.62"	18	4	Steel	3300-3800	21-23'	48-55	Revolution 4	48-8M0137924	N/A
14.5"	17	3	Steel	3600-4200	22-24'	44-51	Energia**	48-898994A46	N/A
16.00"	17	3	Steel	3600-4200	22-24'	44-51	Energia ECO	48-8M0127041	N/A
15.5"	17	3	Steel	3600-4200	22-24'	44-51	Mirage Plus**	48-18278A46	N/A
13.5"	17	5	Steel	3600-4200	22-24'	44-51	HighFive**	48-821154A46	N/A
14.62"	17	4	Steel	3600-4200	22-24'	44-51	Revolution 4	48-8M0127029	N/A

\*\*must use SSR HD (8M0101601) or Flo-Torq II solid (840389K06) hub kit



### Energia ECO

Designed for heavy, high-horsepower boats where fuel economy at cruise is top priority.



### Fury

Mercury's revolutionary tournament bass propeller.

Designed for class-leading performance for all bass, bay and flats boats running 200hp and above engines.

**PROPELLERS**

WOT RPM: 5600-6200 \* Recommended Transom Height 25" \* Right Hand Rotation \* Gear Ratio 1.75:1

Diameter (inches)	Pitch (inches)	Blades	Material	Approx. Gross Boat Wgt. (lbs.)	Approx. Boat Length (ft.)	Speed Range (mph)	Propeller Description	Right Hand Propeller Part Number	Left Hand Propeller Part Number
14.00"	26	3	Steel	2300-2700	18-20'	72-82	Fury	48-8M0125098	N/A
14.5"	26	4	Steel	2300-2700	18-20'	72-82	Fury 4	48-8M0125102	N/A
14.62"	26	3	Steel	2300-2700	18-20'	72-82	Tempest Plus**	48-825874A47	N/A
14.00"	25	3	Steel	2500-2800	18-21'	69-78	Fury	48-8M0125097	N/A
14.5"	25	4	Steel	2500-2800	18-21'	69-78	Fury 4	48-8M0125101	N/A
14.62"	25	3	Steel	2500-2800	18-21'	69-78	Tempest Plus**	48-825866A47	N/A
14.62"	25	4	Steel	2500-2800	18-21'	69-78	Revolution 4	48-8M0127039	N/A
14.00"	24	3	Steel	2600-3000	19-21'	66-75	Fury	48-8M0125096	N/A
14.5"	24	4	Steel	2600-3000	19-21'	66-75	Fury 4	48-8M0125100	N/A
14.62"	24	3	Steel	2600-3000	19-21'	66-75	Tempest Plus**	48-825872A47	N/A
14.00"	23	3	Steel	2700-3100	19-22'	63-71	Fury	48-8M0125095	N/A
14.5"	23	4	Steel	2700-3100	19-22'	63-71	Fury 4	48-8M0125099	N/A
14.62"	23	3	Steel	2700-3100	19-22'	63-71	Tempest Plus**	48-825864A47	N/A
14.62"	23	4	Steel	2700-3100	19-22'	63-71	Revolution 4	48-8M0127037	N/A
16.0"	23	3	Steel	2700-3100	19-22'	63-71	Enertia ECO	48-8M0127053	N/A
13.5"	22	3	Steel	2900-3300	20-22'	60-68	Enertia**	48-899202A46	N/A
16.00"	22	3	Steel	2900-3300	20-22'	60-68	Enertia ECO	48-8M0127051	N/A
14.62"	21	3	Steel	3100-3500	20-23'	57-64	Tempest Plus**	48-825862A47	N/A
13.8"	21	3	Steel	3100-3500	20-23'	57-64	Enertia**	48-899002A46	N/A
16.00"	21	3	Steel	3100-3500	20-23'	57-64	Enertia ECO	48-8M0127049	N/A
14.62"	21	4	Steel	3100-3500	20-23'	57-64	Revolution 4	48-8M0127035	N/A
14.75"	21	3	Steel	3100-3500	20-23'	57-64	Mirage Plus**	48-13702A46	N/A
13.8"	20	3	Steel	3300-3700	20-23'	54-61	Enertia**	48-899000A46	N/A
16.00"	20	3	Steel	3300-3700	20-23'	54-61	Enertia ECO	48-8M0127047	N/A
14.62"	20	4	Steel	3300-3700	20-23'	54-61	Revolution 4	48-8M0127033	N/A
14.62"	19	3	Steel	3400-4000	21-23'	51-58	Tempest Plus**	48-825860A47	N/A
14.0"	19	3	Steel	3400-4000	21-23'	51-58	Enertia**	48-898998A46	N/A
14.62"	19	4	Steel	3400-4000	21-23'	51-58	Revolution 4	48-8M0127031	N/A
16.00"	19	3	Steel	3400-4000	21-23'	51-58	Enertia ECO	48-8M0127045	N/A
15.25"	19	3	Steel	3400-4000	21-23'	51-58	Mirage Plus**	48-13700A46	N/A
14.2"	18	3	Steel	3700-4300	21-23'	48-55	Enertia**	48-898996A46	N/A
16.00"	18	3	Steel	3700-4300	21-23'	48-55	Enertia ECO	48-8M0127043	N/A
14.62"	18	4	Steel	3700-4300	21-23'	48-55	Revolution 4	48-8M0137924	N/A
14.5"	17	3	Steel	4000-4700	22-24'	44-51	Enertia**	48-898994A46	N/A
16.00"	17	3	Steel	4000-4700	22-24'	44-51	Enertia ECO	48-8M0127041	N/A
15.5"	17	3	Steel	4000-4700	22-24'	44-51	Mirage Plus**	48-18278A46	N/A
14.62"	17	4	Steel	4000-4700	22-24'	44-51	Revolution 4	48-8M0127029	N/A

\*\*must use SSR HD (8M0101601) or Flo-Torq II solid (840389K06) hub kit

**PROPELLERS**

WOT RPM: 5600-6200 \* Recommended Transom Height 25" \* Right Hand Rotation (Left Hand Available) \* Gear Ratio 1.75:1

Diameter (inches)	Pitch (inches)	Blades	Material	Approx. Gross Boat Wgt. (lbs.)	Approx. Boat Length (ft.)	Speed Range (mph)	Propeller Description	Right Hand Propeller Part Number	Left Hand Propeller Part Number
14.00"	26	3	Steel	2800-3200	18-21'	72-82	Fury	48-8M0125098	N/A
14.5"	26	4	Steel	2800-3200	18-21'	72-82	Fury 4	48-8M0125102	N/A
14.62"	26	3	Steel	2800-3200	18-21'	72-82	Tempest Plus**	48-825874A47	N/A
14.00"	25	3	Steel	3000-3400	19-21'	69-78	Fury	48-8M0125097	N/A
14.5"	25	4	Steel	3000-3400	19-21'	69-78	Fury 4	48-8M0125101	N/A
14.62"	25	3	Steel	3000-3400	19-21'	69-78	Tempest Plus**	48-825866A47	N/A
14.62"	25	4	Steel	3000-3400	19-21'	69-78	Revolution 4	48-8M0127039	48-8M0127038
14.00"	24	3	Steel	3100-3600	20-22'	66-75	Fury	48-8M0125096	N/A
14.5"	24	4	Steel	3100-3600	20-22'	66-75	Fury 4	48-8M0125100	N/A
14.62"	24	3	Steel	3100-3600	20-22'	66-75	Tempest Plus**	48-825872A47	N/A
14.00"	23	3	Steel	3300-3800	20-22'	63-71	Fury	48-8M0125095	N/A
14.5"	23	4	Steel	3300-3800	20-22'	63-71	Fury 4	48-8M0125099	N/A
14.62"	23	3	Steel	3300-3800	20-22'	63-71	Tempest Plus**	48-825864A47	N/A
14.62"	23	4	Steel	3300-3800	20-22'	63-71	Revolution 4	48-8M0127037	48-8M0127036
16.0"	23	3	Steel	3300-3800	20-22'	63-71	Enertia ECO	48-8M0127053	48-8M0127052
13.5"	22	3	Steel	3500-4000	21-23'	60-68	Enertia**	48-899202A46	N/A
16.00"	22	3	Steel	3500-4000	21-23'	60-68	Enertia ECO	48-8M0127051	48-8M0127050
14.62"	21	3	Steel	3700-4200	21-23'	57-64	Tempest Plus**	48-825862A47	N/A
13.8"	21	3	Steel	3700-4200	21-23'	57-64	Enertia**	48-899002A46	48-899003A46
16.00"	21	3	Steel	3700-4200	21-23'	57-64	Enertia ECO	48-8M0127049	48-8M0127048
14.62"	21	4	Steel	3700-4200	21-23'	57-64	Revolution 4	48-8M0127035	48-8M0127034
14.75"	21	3	Steel	3700-4200	21-23'	57-64	Mirage Plus**	48-13702A46	48-13703A46
13.8"	20	3	Steel	3900-4500	22-24'	54-61	Enertia**	48-899000A46	N/A
16.00"	20	3	Steel	3900-4500	22-24'	54-61	Enertia ECO	48-8M0127047	48-8M0127046
14.62"	20	4	Steel	3900-4500	22-24'	54-61	Revolution 4	48-8M0127033	48-8M0127032
14.62"	19	3	Steel	4100-4800	22-24'	51-58	Tempest Plus**	48-825860A47	N/A
14.0"	19	3	Steel	4100-4800	22-24'	51-58	Enertia**	48-898998A46	48-898999A46
14.62"	19	4	Steel	4100-4800	22-24'	51-58	Revolution 4	48-8M0127031	48-8M0127030
16.00"	19	3	Steel	4100-4800	22-24'	51-58	Enertia ECO	48-8M0127045	48-8M0127044
15.25"	19	3	Steel	4100-4800	22-24'	51-58	Mirage Plus**	48-13700A46	48-13701A46
14.2"	18	3	Steel	4400-5100	22-25'	48-55	Enertia**	48-898996A46	N/A
16.00"	18	3	Steel	4400-5100	22-25'	48-55	Enertia ECO	48-8M0127043	48-8M0127042
14.62"	18	4	Steel	4400-5100	22-25'	48-55	Revolution 4	48-8M0137924	48-8M0137925
14.5"	17	3	Steel	4800-5600	23-25'	44-51	Enertia**	48-898994A46	48-898994A46
16.00"	17	3	Steel	4800-5600	23-25'	44-51	Enertia ECO	48-8M0127041	48-8M0127040
15.5"	17	3	Steel	4800-5600	23-25'	44-51	Mirage Plus**	48-18278A46	48-90159A46
14.62"	17	4	Steel	4800-5600	23-25'	44-51	Revolution 4	48-8M0127029	48-8M0127028

\*\*must use SSR HD (8M0101601) or Flo-Torq II solid (840389K06) hub kit

**PROPELLERS**

WOT RPM: 4800-5600 \* Recommended Transom Height 20", 25", 30" \* Right Hand Rotation (Left Hand Available) \* Gear Ratio 1.75:1

Diameter (inches)	Pitch (inches)	Blades	Material	Approx. Gross Boat Wgt. (lbs.)	Approx. Boat Length (ft.)	Speed Range (mph)	Propeller Description	Right Hand Propeller Part Number	Left Hand Propeller Part Number
13.8"	21	3	Steel	3100-3800	20-22'	48-58	Enertia**	48-899002A46	48-899003A46
16.00"	21	3	Steel	3100-3800	20-22'	48-58	Enertia ECO	48-8M0127049	48-8M0127048
14.62"	21	4	Steel	3100-3800	20-22'	48-58	Revolution 4	48-8M0127035	48-8M0127034
14.75"	21	3	Steel	3100-3800	20-22'	48-58	Mirage Plus**	48-13702A46	48-13703A46
13.8"	20	3	Steel	3300-4100	20-23'	45-55	Enertia**	48-899000A46	N/A
16.00"	20	3	Steel	3300-4100	20-23'	45-55	Enertia ECO	48-8M0127047	48-8M0127046
14.62"	20	4	Steel	3300-4100	20-23'	45-55	Revolution 4	48-8M0127033	48-8M0127032
14.0"	19	3	Steel	3500-4500	21-24'	42-52	Enertia**	48-898998A46	48-898999A46
14.62"	19	4	Steel	3500-4500	21-24'	42-52	Revolution 4	48-8M0127031	48-8M0127030
16.00"	19	3	Steel	3500-4500	21-24'	42-52	Enertia ECO	48-8M0127045	48-8M0127044
15.25"	19	3	Steel	3500-4500	21-24'	42-52	Mirage Plus**	48-13700A46	48-13701A46
14.2"	18	3	Steel	3700-5000	21-25'	38-49	Enertia**	48-898996A46	N/A
16.00"	18	3	Steel	3700-5000	21-25'	38-49	Enertia ECO	48-8M0127043	48-8M0127042
14.62"	18	4	Steel	3700-5000	21-25'	38-49	Revolution 4	48-8M0137924	48-8M0137925
14.5"	17	3	Steel	4000-5500	22-25'	35-46	Enertia**	48-898994A46	48-898994A46
16.00"	17	3	Steel	4000-5500	22-25'	35-46	Enertia ECO	48-8M0127041	48-8M0127040
15.5"	17	3	Steel	4000-5500	22-25'	35-46	Mirage Plus**	48-18278A46	48-90159A46
14.62"	17	4	Steel	4000-5500	22-25'	35-46	Revolution 4	48-8M0127029	48-8M0127028
14.7"	16	3	Steel	4300-6100	22-26'	32-43	Enertia**	48-898992A46	N/A
15.0"	15	3	Steel	4700-7000	23-27'	28-40	Enertia**	48-898990A46	48-898991A46
15.75"	15	3	Steel	4700-7000	23-27'	28-40	Mirage Plus**	48-19838A46	48-19841A46
14.62"	15	4	Steel	4700-7000	23-27'	28-40	Revolution 4	48-8M0127027	48-8M0127026
15.3"	14	3	Steel	5100-8000	24-28'	25-37	Enertia**	48-898988A46	N/A
15.6"	13	3	Steel	5800-9700	25-30'	21-33	Enertia**	48-8M0070074	48-8M0070076
16.00"	13	3	Steel	5800-9700	25-30'	21-33	Mirage Plus**	48-826072A46	N/A
16.0"	11	3	Steel	7000+	27'+	14-26	Enertia**	48-8M0070079	48-8M0070077

\*\*must use SSR HD (8M0101601) or Flo-Torq II solid (840389K06) hub kit

**FURY 4**

Mercury's high performance tournament load bass propeller.

Designed for unmatched performance for the angler running heavily weighted 20 - 22' bass boats.

**Bravo I**

The world's best-selling high-performance propeller.

Ideal fit for high-speed, high-drive-height outboard and Bravo One sterndrive applications.

# PROPELLERS

WOT RPM: 4800-5600 \* Recommended Transom Height 20", 25", 30" \* Right Hand Rotation (Left Hand Available) \* Gear Ratio 1.75:1

Diameter (inches)	Pitch (inches)	Blades	Material	Approx. Gross Boat Wgt. (lbs.)	Approx. Boat Length (ft.)	Speed Range (mph)	Propeller Description	Right Hand Propeller Part Number	Left Hand Propeller Part Number
13.5"	22	3	Steel	3300-4100	20-23'	50-61	Enerzia**	48-899202A46	N/A
16.00"	22	3	Steel	3300-4100	20-23'	50-61	Enerzia ECO	48-8M0127051	48-8M0127050
13.8"	21	3	Steel	3400-4300	20-23'	48-58	Enerzia**	48-899002A46	48-899003A46
16.00"	21	3	Steel	3400-4300	20-23'	48-58	Enerzia ECO	48-8M0127049	48-8M0127048
14.62"	21	4	Steel	3400-4300	20-23'	48-58	Revolution 4	48-8M0127035	48-8M0127034
14.75"	21	3	Steel	3400-4300	20-23'	48-58	Mirage Plus**	48-13702A46	48-13703A46
13.8"	20	3	Steel	3700-4600	21-24'	45-55	Enerzia**	48-899000A46	N/A
16.00"	20	3	Steel	3700-4600	21-24'	45-55	Enerzia ECO	48-8M0127047	48-8M0127046
14.62"	20	4	Steel	3700-4600	21-24'	45-55	Revolution 4	48-8M0127033	48-8M0127032
14.0"	19	3	Steel	3900-5000	22-25'	42-52	Enerzia**	48-898998A46	48-898999A46
14.62"	19	4	Steel	3900-5000	22-25'	42-52	Revolution 4	48-8M0127031	48-8M0127030
16.00"	19	3	Steel	3900-5000	22-25'	42-52	Enerzia ECO	48-8M0127045	48-8M0127044
15.25"	19	3	Steel	3900-5000	22-25'	42-52	Mirage Plus**	48-13700A46	48-13701A46
14.2"	18	3	Steel	4200-5500	22-25'	38-49	Enerzia**	48-898996A46	N/A
16.00"	18	3	Steel	4200-5500	22-25'	38-49	Enerzia ECO	48-8M0127043	48-8M0127042
14.62"	18	4	Steel	4200-5500	22-25'	38-49	Revolution 4	48-8M0137924	48-8M0137925
14.5"	17	3	Steel	4500-6100	23-26'	35-46	Enerzia**	48-898994A46	48-898994A46
16.00"	17	3	Steel	4500-6100	23-26'	35-46	Enerzia ECO	48-8M0127041	48-8M0127040
15.5"	17	3	Steel	4500-6100	23-26'	35-46	Mirage Plus**	48-18278A46	48-90159A46
14.62"	17	4	Steel	4500-6100	23-26'	35-46	Revolution 4	48-8M0127029	48-8M0127028
14.7"	16	3	Steel	4800-6700	23-27'	32-43	Enerzia**	48-898992A46	N/A
15.0"	15	3	Steel	5200-7800	24-28'	28-40	Enerzia**	48-898990A46	48-898991A46
15.75"	15	3	Steel	5200-7800	24-28'	28-40	Mirage Plus**	48-19838A46	48-19841A46
14.62"	15	4	Steel	5200-7800	24-28'	28-40	Revolution 4	48-8M0127027	48-8M0127026
15.3"	14	3	Steel	5700-8900	25-29'	25-37	Enerzia**	48-898988A46	N/A
15.6"	13	3	Steel	6500-10800	26-31'	21-33	Enerzia**	48-8M0070074	48-8M0070076
16.00"	13	3	Steel	6500-10800	26-31'	21-33	Mirage Plus**	48-826072A46	N/A
16.0"	11	3	Steel	8000+	28'+	14-26	Enerzia**	48-8M0070079	48-8M0070077

\*\*must use SSR HD (8M0101601) or Flo-Torq II solid (840389K06) hub kit



### High Five

Five-blade stainless steel design offers ultimate hole shot and handling.

Perfect propeller for supreme tow sport performance.



### Mirage Plus

Best-selling high-horsepower propeller in the world.

Large diameter design works well across a wide range of applications.



# PROPELLERS

WOT RPM: 4800-5600 \* Recommended Transom Height 20", 25", 30" \* Right Hand Rotation (Left Hand Available) \* Gear Ratio 1.75:1

Diameter (inches)	Pitch (inches)	Blades	Material	Approx. Gross Boat Wgt. (lbs.)	Approx. Boat Length (ft.)	Speed Range (mph)	Propeller Description	Right Hand Propeller Part Number	Left Hand Propeller Part Number
13.5"	22	3	Steel	3900-4900	22-24'	50-61	Enertia**	48-899202A46	N/A
16.00"	22	3	Steel	3900-4900	22-24'	50-61	Enertia ECO	48-8M0127051	48-8M0127050
13.8"	21	3	Steel	4100-5100	22-25'	48-58	Enertia**	48-899002A46	48-899003A46
16.00"	21	3	Steel	4100-5100	22-25'	48-58	Enertia ECO	48-8M0127049	48-8M0127048
14.62"	21	4	Steel	4100-5100	22-25'	48-58	Revolution 4	48-8M0127035	48-8M0127034
14.75"	21	3	Steel	4100-5100	22-25'	48-58	Mirage Plus**	48-13702A46	48-13703A46
13.8"	20	3	Steel	4400-5500	22-25'	45-55	Enertia**	48-899000A46	N/A
16.00"	20	3	Steel	4400-5500	22-25'	45-55	Enertia ECO	48-8M0127047	48-8M0127046
14.62"	20	4	Steel	4400-5500	22-25'	45-55	Revolution 4	48-8M0127033	48-8M0127032
14.0"	19	3	Steel	4700-5900	23-26'	42-52	Enertia**	48-898998A46	48-898999A46
14.62"	19	4	Steel	4700-5900	23-26'	42-52	Revolution 4	48-8M0127031	48-8M0127030
16.00"	19	3	Steel	4700-5900	23-26'	42-52	Enertia ECO	48-8M0127045	48-8M0127044
15.25"	19	3	Steel	4700-5900	23-26'	42-52	Mirage Plus**	48-13700A46	48-13701A46
14.2"	18	3	Steel	5000-6600	24-27'	38-49	Enertia**	48-898996A46	N/A
16.00"	18	3	Steel	5000-6600	24-27'	38-49	Enertia ECO	48-8M0127043	48-8M0127042
14.62"	18	4	Steel	5000-6600	24-27'	38-49	Revolution 4	48-8M0137924	48-8M0137925
14.5"	17	3	Steel	5400-7300	24-28'	35-46	Enertia**	48-898994A46	48-898994A46
16.00"	17	3	Steel	5400-7300	24-28'	35-46	Enertia ECO	48-8M0127041	48-8M0127040
15.5"	17	3	Steel	5400-7300	24-28'	35-46	Mirage Plus**	48-18278A46	48-90159A46
14.62"	17	4	Steel	5400-7300	24-28'	35-46	Revolution 4	48-8M0127029	48-8M0127028
14.7"	16	3	Steel	5800-8100	25-29'	32-43	Enertia**	48-898992A46	N/A
15.0"	15	3	Steel	6300-9400	25-30'	28-40	Enertia**	48-898990A46	48-898991A46
15.75"	15	3	Steel	6300-9400	25-30'	28-40	Mirage Plus**	48-19838A46	48-19841A46
14.62"	15	4	Steel	6300-9400	25-30'	28-40	Revolution 4	48-8M0127027	48-8M0127026
15.3"	14	3	Steel	6900-10700	26-31'	25-37	Enertia**	48-898988A46	N/A
15.6"	13	3	Steel	7800-13000	27-32'	21-33	Enertia**	48-8M0070074	48-8M0070076
16.00"	13	3	Steel	7800-13000	27-32'	21-33	Mirage Plus**	48-826072A46	N/A
16.0"	11	3	Steel	9000+	29'+	14-26	Enertia**	48-8M0070079	48-8M0070077

\*\*must use SSR HD (8M0101601) or Flo-Torq II solid (840389K06) hub kit



### Spitfire

Mercury's state-of-the-art aluminum propeller provides three-blade speed with four-blade holding and acceleration.



### Tempest Plus

Designed to make big boats go fast. Higher rake and bigger cup provide better handling and lift on big V6 outboard-powered boats.

# PROPELLERS

WOT RPM: 5400-6000 \* Recommended Transom Height 20", 25" \* Right Hand Rotation \* Gear Ratio 1.85:1

Diameter (inches)	Pitch (inches)	Blades	Material	Approx. Gross Boat Wgt. (lbs.)	Approx. Boat Length (ft.)	Speed Range (mph)	Propeller Description	Right Hand Propeller Part Number	Left Hand Propeller Part Number
14.00"	27	3	Steel	Up to 2000	Up to 18'	68-77	Fury**	48-8M8023180	N/A
13.75"	27	4	Steel	Up to 2000	Up to 18'	68-77	Trophy Plus**	48-825946A46	N/A
14.62"	27	3	Steel	Up to 2000	Up to 18'	68-77	Tempest Plus**	48-825868A47	N/A
14.00"	26	3	Steel	Up to 2100	Up to 18'	65-74	Fury	48-8M0125098	N/A
13.75"	26	4	Steel	Up to 2100	Up to 18'	65-74	Trophy Plus**	48-825944A47	N/A
14.62"	26	3	Steel	Up to 2100	Up to 18'	65-74	Tempest Plus**	48-825874A47	N/A
14.00"	25	3	Steel	1900-2200	16-19'	62-71	Fury	48-8M0125097	N/A
13.75"	25	4	Steel	1900-2200	16-19'	62-71	Trophy Plus**	48-825942A47	N/A
14.62"	25	3	Steel	1900-2200	16-19'	62-71	Tempest Plus**	48-825866A47	N/A
14.00"	24	3	Steel	2000-2300	17-19'	60-67	Fury	48-8M0125096	N/A
13.75"	24	4	Steel	2000-2300	17-19'	60-67	Trophy Plus**	48-825940A47	N/A
14.62"	24	3	Steel	2000-2300	17-19'	60-67	Tempest Plus**	48-825872A47	N/A
14.00"	23	3	Steel	2000-2300	17-19'	57-64	Fury	48-8M0125095	N/A
13.75"	23	4	Steel	2200-2500	17-19'	57-64	Trophy Plus**	48-825938A47	N/A
14.62"	23	3	Steel	2200-2500	17-19'	57-64	Tempest Plus**	48-825864A47	N/A
13.25"	23	5	Steel	2200-2500	17-19'	57-64	Hi-Five**	48-815762A46	N/A
13.5"	22	3	Steel	2300-2600	17-20'	54-61	Enertia**	48-899202A46	N/A
13.75"	21	4	Steel	2400-2800	18-20'	51-58	Trophy Plus**	48-825934A47	N/A
14.62"	21	3	Steel	2400-2800	18-20'	51-58	Tempest Plus**	48-825862A47	N/A
13.62"	21	3	Steel	2400-2800	18-20'	51-58	Enertia**	48-899002A46	N/A
13.25"	21	5	Steel	2400-2800	18-20'	51-58	Hi-Five**	48-815760A46	N/A
13.75"	21	3	Steel	2400-2800	18-20'	51-58	Vengeance**	48-16318A46	N/A
13.75"	20	3	Steel	2500-3000	18-20'	48-56	Enertia**	48-899000A46	N/A
14.62"	19	3	Steel	2700-3200	18-21'	45-53	Tempest Plus**	48-825860A47	N/A
14.0"	19	3	Steel	2700-3200	18-21'	45-53	Enertia**	48-898998A46	N/A
13.25"	19	5	Steel	2700-3200	18-21'	45-53	Hi-Five**	48-815758A46	N/A
14"	19	3	Steel	2700-3200	18-21'	45-53	Vengeance**	48-16316A46	N/A

\*\*must use SSR HD (8M0101601) or Flo-Torq II solid (840389K06) hub kit



## Black Max

World's best selling aluminum propeller.

Perfect combination of performance, durability and value.



## Vengeance Propeller

All-purpose stainless steel propeller offers improved performance and durability over aluminum propellers.

**PROPELLERS**

WOT RPM: 5200-6000 \* Recommended Transom Height 20", 25", 30" \* Right Hand Rotation (Left Hand Available) \* Gear Ratio 1.75:1

Diameter (inches)	Pitch (inches)	Blades	Material	Approx. Gross Boat Wgt. (lbs.)	Approx. Boat Length (ft.)	Speed Range (mph)	Propeller Description	Right Hand Propeller Part Number	Left Hand Propeller Part Number
13.5"	22	3	Steel	3000-3700	19-22'	55-65	Enertia**	48-899202A46	N/A
16.00"	22	3	Steel	3000-3700	19-22'	55-65	Enertia ECO	48-8M0127051	48-8M0127050
14.62"	21	3	Steel	3200-3900	20-23'	52-62	Tempest Plus**	48-825862A47	N/A
13.8"	21	3	Steel	3200-3900	20-23'	52-62	Enertia**	48-899002A46	48-899003A46
16.00"	21	3	Steel	3200-3900	20-23'	52-62	Enertia ECO	48-8M0127049	48-8M0127048
13.25"	21	5	Steel	3200-3900	20-23'	52-62	HighFive**	48-815760A46	N/A
14.62"	21	4	Steel	3200-3900	20-23'	52-62	Revolution 4	48-8M0127035	48-8M0127034
13.8"	20	3	Steel	3400-4200	20-23'	49-59	Enertia**	48-899000A46	N/A
16.00"	20	3	Steel	3400-4200	20-23'	49-59	Enertia ECO	48-8M0127047	48-8M0127046
14.62"	20	4	Steel	3400-4200	20-23'	49-59	Revolution 4	48-8M0127033	48-8M0127032
14.62"	19	3	Steel	3600-4500	21-24'	46-56	Tempest Plus**	48-825860A47	N/A
14.0"	19	3	Steel	3600-4500	21-24'	46-56	Enertia**	48-898998A46	48-898999A46
13.25"	19	5	Steel	3600-4500	21-24'	46-56	HighFive**	48-815758A46	N/A
14.62"	19	4	Steel	3600-4500	21-24'	46-56	Revolution 4	48-8M0127031	48-8M0127030
16.00"	19	3	Steel	3600-4500	21-24'	46-56	Enertia ECO	48-8M0127045	48-8M0127044
15.25"	19	3	Steel	3600-4500	21-24'	46-56	Mirage Plus**	48-13700A46	48-13701A46
14.2"	18	3	Steel	3800-4800	21-24'	43-53	Enertia**	48-898996A46	N/A
16.00"	18	3	Steel	3800-4800	21-24'	43-53	Enertia ECO	48-8M0127043	48-8M0127042
14.62"	18	4	Steel	3800-4800	21-24'	43-53	Revolution 4	48-8M0137924	48-8M0137925
14.5"	17	3	Steel	4100-5200	22-25'	40-50	Enertia**	48-898994A46	48-898994A46
16.00"	17	3	Steel	4100-5200	22-25'	40-50	Enertia ECO	48-8M0127041	48-8M0127040
15.5"	17	3	Steel	4100-5200	22-25'	40-50	Mirage Plus**	48-18278A46	48-90159A46
13.5"	17	5	Steel	4100-5200	22-25'	40-50	HighFive**	48-821154A46	N/A
14.62"	17	4	Steel	4100-5200	22-25'	40-50	Revolution 4	48-8M0127029	48-8M0127028
14.7"	16	3	Steel	4500-5900	23-26'	36-46	Enertia**	48-898992A46	N/A
15.0"	15	3	Steel	4800-6500	23-27'	33-43	Enertia**	48-898990A46	48-898991A46
15.75"	15	3	Steel	4800-6500	23-27'	33-43	Mirage Plus**	48-19838A46	48-19841A46
14.62"	15	4	Steel	4800-6500	23-27'	33-43	Revolution 4	48-8M0127027	48-8M0127026
15.3"	14	3	Steel	5200-7500	24-28'	29-40	Enertia**	48-898988A46	N/A
15.6"	13	3	Steel	5900-8900	25-29'	25-36	Enertia**	48-8M0070074	48-8M0070076
16.00"	13	3	Steel	5900-8900	25-29'	25-36	Mirage Plus**	48-826072A46	N/A
16.0"	11	3	Steel	7000+	27'+	18-29	Enertia**	48-8M0070079	48-8M0070077

\*\*must use SSR HD (8M0101601) or Flo-Torq II solid (840389K06) hub kit

**PROPELLERS**

WOT RPM: 5200-6000 \* Recommended Transom Height 20", 25", 30" \* Right Hand Rotation (Left Hand Available) \* Gear Ratio 1.75:1

Diameter (inches)	Pitch (inches)	Blades	Material	Approx. Gross Boat Wgt. (lbs.)	Approx. Boat Length (ft.)	Speed Range (mph)	Propeller Description	Right Hand Propeller Part Number	Left Hand Propeller Part Number
13.5"	22	3	Steel	3600-4400	21-23'	55-65	Enertia**	48-899202A46	N/A
16.00"	22	3	Steel	3600-4400	21-23'	55-65	Enertia ECO	48-8M0127051	48-8M0127050
14.62"	21	3	Steel	3800-4700	21-24'	52-62	Tempest Plus**	48-825862A47	N/A
13.8"	21	3	Steel	3800-4700	21-24'	52-62	Enertia**	48-899002A46	48-899003A46
16.00"	21	3	Steel	3800-4700	21-24'	52-62	Enertia ECO	48-8M0127049	48-8M0127048
13.25"	21	5	Steel	3800-4700	21-24'	52-62	HighFive**	48-815760A46	N/A
14.62"	21	4	Steel	3800-4700	21-24'	52-62	Revolution 4	48-8M0127035	48-8M0127034
14.75"	21	3	Steel	3800-4700	21-24'	52-62	Mirage Plus**	48-13702A46	48-13703A46
13.8"	20	3	Steel	4100-5000	22-25'	49-59	Enertia**	48-899000A46	N/A
16.00"	20	3	Steel	4100-5000	22-25'	49-59	Enertia ECO	48-8M0127047	48-8M0127046
14.62"	20	4	Steel	4100-5000	22-25'	49-59	Revolution 4	48-8M0127033	48-8M0127032
14.62"	19	3	Steel	4300-5400	22-25'	46-56	Tempest Plus**	48-825860A47	N/A
14.0"	19	3	Steel	4300-5400	22-25'	46-56	Enertia**	48-898998A46	48-898999A46
13.25"	19	5	Steel	4300-5400	22-25'	46-56	HighFive**	48-815758A46	N/A
14.62"	19	4	Steel	4300-5400	22-25'	46-56	Revolution 4	48-8M0127031	48-8M0127030
16.00"	19	3	Steel	4300-5400	22-25'	46-56	Enertia ECO	48-8M0127045	48-8M0127044
15.25"	19	3	Steel	4300-5400	22-25'	46-56	Mirage Plus**	48-13700A46	48-13701A46
14.2"	18	3	Steel	4600-5800	23-26'	43-53	Enertia**	48-898996A46	N/A
16.00"	18	3	Steel	4600-5800	23-26'	43-53	Enertia ECO	48-8M0127043	48-8M0127042
14.62"	18	4	Steel	4600-5800	23-26'	43-53	Revolution 4	48-8M0137924	48-8M0137925
14.5"	17	3	Steel	4900-6300	23-26'	40-50	Enertia**	48-898994A46	48-898994A46
16.00"	17	3	Steel	4900-6300	23-26'	40-50	Enertia ECO	48-8M0127041	48-8M0127040
15.5"	17	3	Steel	4900-6300	23-26'	40-50	Mirage Plus**	48-18278A46	48-90159A46
13.5"	17	5	Steel	4900-6300	23-26'	40-50	HighFive**	48-821154A46	N/A
14.62"	17	4	Steel	4900-6300	23-26'	40-50	Revolution 4	48-8M0127029	48-8M0127028
14.7"	16	3	Steel	5400-7100	24-27'	36-46	Enertia**	48-898992A46	N/A
15.0"	15	3	Steel	5800-7800	25-28'	33-43	Enertia**	48-898990A46	48-898991A46
15.75"	15	3	Steel	5800-7800	25-28'	33-43	Mirage Plus**	48-19838A46	48-19841A46
14.62"	15	4	Steel	5800-7800	25-28'	33-43	Revolution 4	48-8M0127027	48-8M0127026
15.3"	14	3	Steel	6300-9000	25-29'	29-40	Enertia**	48-898988A46	N/A
15.6"	13	3	Steel	7100-10700	26-31'	25-36	Enertia**	48-8M0070074	48-8M0070076
16.00"	13	3	Steel	7100-10700	26-31'	25-36	Mirage Plus**	48-826072A46	N/A
16.0"	11	3	Steel	8000+	29'+	18-29	Enertia**	48-8M0070079	48-8M0070077

\*\*must use SSR HD (8M0101601) or Flo-Torq II solid (840389K06) hub kit

**PROPELLERS**

WOT RPM: 5200-6000 \* Recommended Transom Height 20", 25", 30" \* Right Hand Rotation (Left Hand Available) \* Gear Ratio 1.85:1

Diameter (inches)	Pitch (inches)	Blades	Material	Approx. Gross Boat Wgt. (lbs.)	Approx. Boat Length (ft.)	Speed Range (mph)	Propeller Description	Right Hand Propeller Part Number	Left Hand Propeller Part Number
14.62"	23	3	Steel	3100-3700	20-22'	55-64	Tempest Plus**	48-825864A47	N/A
16.00"	23	3	Steel	3100-3700	20-22'	55-64	Enertia ECO	48-8M0127053	48-8M0127052
13.25"	23	5	Steel	3100-3700	20-22'	55-64	HighFive**	48-815762A46	N/A
14.62"	23	4	Steel	3100-3700	20-22'	55-64	Revolution 4	48-8M0127037	48-8M0127036
14.62"	23	3	Steel	3100-3700	20-22'	55-64	Mirage Plus**	48-13704A46	48-13705A46
13.5"	22	3	Steel	3300-3900	20-23'	52-61	Enertia**	48-899202A46	N/A
16.00"	22	3	Steel	3300-3900	20-23'	52-61	Enertia ECO	48-8M0127051	48-8M0127050
14.62"	21	3	Steel	3400-4200	20-23'	49-58	Tempest Plus**	48-825862A47	N/A
13.8"	21	3	Steel	3400-4200	20-23'	49-58	Enertia**	48-899002A46	48-899003A46
16.00"	21	3	Steel	3400-4200	20-23'	49-58	Enertia ECO	48-8M0127049	48-8M0127048
13.25"	21	5	Steel	3400-4200	20-23'	49-58	HighFive**	48-815760A46	N/A
14.62"	21	4	Steel	3400-4200	20-23'	49-58	Revolution 4	48-8M0127035	48-8M0127034
14.75"	21	3	Steel	3400-4200	20-23'	49-58	Mirage Plus**	48-13702A46	48-13703A46
13.8"	20	3	Steel	3600-4500	21-24'	46-56	Enertia**	48-899000A46	N/A
16.00"	20	3	Steel	3600-4500	21-24'	46-56	Enertia ECO	48-8M0127047	48-8M0127046
14.62"	20	4	Steel	3600-4500	21-24'	46-56	Revolution 4	48-8M0127033	48-8M0127032
14.62"	19	3	Steel	3800-4800	21-24'	43-53	Tempest Plus**	48-825860A47	N/A
14.0"	19	3	Steel	3800-4800	21-24'	43-53	Enertia**	48-898998A46	48-898999A46
13.25"	19	5	Steel	3800-4800	21-24'	43-53	HighFive**	48-815758A46	N/A
14.62"	19	4	Steel	3800-4800	21-24'	43-53	Revolution 4	48-8M0127031	48-8M0127030
16.00"	19	3	Steel	3800-4800	21-24'	43-53	Enertia ECO	48-8M0127045	48-8M0127044
15.25"	19	3	Steel	3800-4800	21-24'	43-53	Mirage Plus**	48-13700A46	48-13701A46
14.2"	18	3	Steel	4100-5200	22-25'	40-50	Enertia**	48-898996A46	N/A
16.00"	18	3	Steel	4100-5200	22-25'	40-50	Enertia ECO	48-8M0127043	48-8M0127042
14.62"	18	4	Steel	4100-5200	22-25'	40-50	Revolution 4	48-8M0137924	48-8M0137925
14.5"	17	3	Steel	4400-5700	22-26'	37-47	Enertia**	48-898994A46	48-898994A46
16.00"	17	3	Steel	4400-5700	22-26'	37-47	Enertia ECO	48-8M0127041	48-8M0127040
15.5"	17	3	Steel	4400-5700	22-26'	37-47	Mirage Plus**	48-18278A46	48-90159A46
13.5"	17	5	Steel	4400-5700	22-26'	37-47	HighFive**	48-821154A46	N/A
14.62"	17	4	Steel	4400-5700	22-26'	37-47	Revolution 4	48-8M0127029	48-8M0127028
14.7"	16	3	Steel	4700-6500	23-27'	33-44	Enertia**	48-898992A46	N/A
15.0"	15	3	Steel	5200-7200	24-28'	30-40	Enertia**	48-898990A46	48-898991A46
15.75"	15	3	Steel	5200-7200	24-28'	30-40	Mirage Plus**	48-19838A46	48-19841A46
14.62"	15	4	Steel	5200-7200	24-28'	30-40	Revolution 4	48-8M0127027	48-8M0127026
15.3"	14	3	Steel	5700-8500	25-29'	26-37	Enertia**	48-898988A46	N/A
15.6"	13	3	Steel	6300-9800	25-30'	23-34	Enertia**	48-8M0070074	48-8M0070076
16.00"	13	3	Steel	6300-9800	25-30'	23-34	Mirage Plus**	48-826072A46	N/A
16.0"	11	3	Steel	7500+	28'+	15-27	Enertia**	48-8M0070079	48-8M0070077

\*\*must use SSR HD (8M0101601) or Flo-Torq II solid (840389K06) hub kit





**PROPELLERS**

WOT RPM: 5200-6000 \* Recommended Transom Height 20", 25", 30" \* Right Hand Rotation (Left Hand Available) \* Gear Ratio 1.85:1

Diameter (inches)	Pitch (inches)	Blades	Material	Approx. Gross Boat Wgt. (lbs.)	Approx. Boat Length (ft.)	Speed Range (mph)	Propeller Description	Right Hand Propeller Part Number	Left Hand Propeller Part Number
14.62"	23	3	Steel	3700-4400	21-23'	55-64	Tempest Plus**	48-825864A47	N/A
16.00"	23	3	Steel	3700-4400	21-23'	55-64	Enertia ECO	48-8M0127053	48-8M0127052
13.25"	23	5	Steel	3700-4400	21-23'	55-64	HighFive**	48-815762A46	N/A
14.62"	23	4	Steel	3700-4400	21-23'	55-64	Revolution 4	48-8M0127037	48-8M0127036
14.62"	23	3	Steel	3700-4400	21-23'	55-64	Mirage Plus**	48-13704A46	48-13705A46
13.5"	22	3	Steel	3900-4700	22-24'	52-61	Enertia**	48-899202A46	N/A
16.00"	22	3	Steel	3900-4700	22-24'	52-61	Enertia ECO	48-8M0127051	48-8M0127050
14.62"	21	3	Steel	4100-5000	22-25'	49-58	Tempest Plus**	48-825862A47	N/A
13.8"	21	3	Steel	4100-5000	22-25'	49-58	Enertia**	48-899002A46	48-899003A46
16.00"	21	3	Steel	4100-5000	22-25'	49-58	Enertia ECO	48-8M0127049	48-8M0127048
13.25"	21	5	Steel	4100-5000	22-25'	49-58	HighFive**	48-815760A46	N/A
14.62"	21	4	Steel	4100-5000	22-25'	49-58	Revolution 4	48-8M0127035	48-8M0127034
14.75"	21	3	Steel	4100-5000	22-25'	49-58	Mirage Plus**	48-13702A46	48-13703A46
13.8"	20	3	Steel	4300-5400	22-25'	46-56	Enertia**	48-899000A46	N/A
16.00"	20	3	Steel	4300-5400	22-25'	46-56	Enertia ECO	48-8M0127047	48-8M0127046
14.62"	20	4	Steel	4300-5400	22-25'	46-56	Revolution 4	48-8M0127033	48-8M0127032
14.62"	19	3	Steel	4600-5800	23-26'	43-53	Tempest Plus**	48-825860A47	N/A
14.0"	19	3	Steel	4600-5800	23-26'	43-53	Enertia**	48-898998A46	48-898999A46
13.25"	19	5	Steel	4600-5800	23-26'	43-53	HighFive**	48-815758A46	N/A
14.62"	19	4	Steel	4600-5800	23-26'	43-53	Revolution 4	48-8M0127031	48-8M0127030
16.00"	19	3	Steel	4600-5800	23-26'	43-53	Enertia ECO	48-8M0127045	48-8M0127044
15.25"	19	3	Steel	4600-5800	23-26'	43-53	Mirage Plus**	48-13700A46	48-13701A46
14.2"	18	3	Steel	4900-6300	23-26'	40-50	Enertia**	48-898996A46	N/A
16.00"	18	3	Steel	4900-6300	23-26'	40-50	Enertia ECO	48-8M0127043	48-8M0127042
14.62"	18	4	Steel	4900-6300	23-26'	40-50	Revolution 4	48-8M0137924	48-8M0137925
14.5"	17	3	Steel	5200-6900	24-27'	37-47	Enertia**	48-898994A46	48-898994A46
16.00"	17	3	Steel	5200-6900	24-27'	37-47	Enertia ECO	48-8M0127041	48-8M0127040
15.5"	17	3	Steel	5200-6900	24-27'	37-47	Mirage Plus**	48-18278A46	48-90159A46
13.5"	17	5	Steel	5200-6900	24-27'	37-47	HighFive**	48-821154A46	N/A
14.62"	17	4	Steel	5200-6900	24-27'	37-47	Revolution 4	48-8M0127029	48-8M0127028
14.7"	16	3	Steel	5600-7800	24-28'	33-44	Enertia**	48-898992A46	N/A
15.0"	15	3	Steel	6300-8700	25-29'	30-40	Enertia**	48-898990A46	48-898991A46
15.75"	15	3	Steel	6300-8700	25-29'	30-40	Mirage Plus**	48-19838A46	48-19841A46
14.62"	15	4	Steel	6300-8700	25-29'	30-40	Revolution 4	48-8M0127027	48-8M0127026
15.3"	14	3	Steel	6900-10200	26-30'	26-37	Enertia**	48-898988A46	N/A
15.6"	13	3	Steel	7500-11700	27-32'	23-34	Enertia**	48-8M0070074	48-8M0070076
16.00"	13	3	Steel	7500-11700	27-32'	23-34	Mirage Plus**	48-826072A46	N/A
16.0"	11	3	Steel	8500+	30'+	15-27	Enertia	48-8M0070079	48-8M0070077

\*\*must use SSR HD (8M0101601) or Flo-Torq II solid (840389K06) hub kit